

Rensselaer



UNION
ANNUAL
REPORT

Fiscal Year 2014

Rensselaer Union
Executive Board

Contents

A Letter from the President of the Union	2
What is the Union?	3
Budget Highlights	4
Income	5
Income Activities by Enrollment Split	5
Income Activities by Participation	6
Expenses	7
Expense Activities by Enrollment Split	7
Expense Activities by Participation	9
Activity Fee	12
Notes	15
Appendix A: All Club Subsidies	16
Appendix B: All ICA Subsidies	20
Union Annual Report: Fiscal Year 2014	21

A Letter from the President of the Union

Dear Members of the Rensselaer Union,

On behalf of the Union Executive Board and the Union Annual Report Committee of the Rensselaer Union, I am proud to present the Union Annual Report Fiscal Year 2014. This document gives members of the RPI Community the opportunity to understand every aspect of the Union budget, and find out where every cent of the Activity Fee goes. Every year, student officers in each of the Union's more than 100 funded clubs work with members of the Executive Board to submit budgets that reflect the events, competitions, and activities that these student clubs hold each year. The Executive Board then spends approximately four days looking over each club's budget line by line, program by program to approve or revise budget requests. After the appeal process, the Union Annual Report Committee works in close conjunction with the Business Administrator and other Union Administration Staff to develop the Activity Fee and provide the groundwork for many of the facts, figures, and graphs in this report.

RPI offers a well-rounded experience, rich with opportunities to grow as a professional leader and work effectively on a team. Here at the Union, students are truly the facilitators of change. Professional staff members and former club officers guide current club officers through interacting with outside businesses, managing a budget, and projecting future expenses. Students learn to run effective meetings, to build teams, and most importantly, to accomplish anything they set their minds to. The Rensselaer Union fosters an environment for students to grow the skills that allow them to become innovative leaders that will truly change the world.

The UAR FY '14 serves as the framework for the Union budget and is a large part of an initiative to create transparency in the budgeting process. In reviewing budgets this year, the Executive Board focused on funding programs, goals, events, and services that reached a broad group of students and that would add to the student experience here at RPI. In doing so, several new additions were made to the Union budget. First, I am proud to announce the elimination of fees for intramural sports for all non-IFC leagues. There will continue to be a reduced fee for ice hockey due to the costs associated with ice rental, and a deposit system will be deployed across all sports to ensure commitment from all teams. Second, funding for strength and conditioning, as well as for athletic training, for club sports was added to the budget this year. Most importantly, the Executive Board added funds for a new marketing position under the Student Union for next year. This new full-time employee will focus on promoting campus-wide events, updating and improving the Union's web and social media presence, and assisting clubs and organizations with the promotion of their events.

All members of the Rensselaer Union, and especially all Activity Fee paying students, have the right to know where the \$619.00 undergraduate or \$334.00 graduate Activity Fee will be distributed next year. I encourage students to explore this document for details, ask questions of Student Government, and get involved. I can be reached at any time by email at pu@rpi.edu to answer any questions.

Sincerely,



Jonathan Stack '13
123rd President of the Union

What is the Union?

The Rensselaer Student Union was founded in 1890 by a group of students interested in “promoting the best interests of the Institute in athletics, amusements, etc.” Since then, the Union has become the home of more than 200 clubs and organizations, covering all areas of student interest. In the mid-1950s, the students funded the construction of the current Union to serve as a central hub for campus activity. For many students, the Union is their home away from home; it is the place students come to study, build friendships, explore new interests, volunteer, and pursue a diverse range of hobbies and interests.

Our Union is unique. It is the only student-funded and student-run union in the country associated with a private institution. The President of the Union (PU) is elected by the student body during Grand Marshal Week in the Spring Semester. The PU then selects a diverse and representative Executive Board of fifteen students to oversee the Union’s \$8.5 Million budget. The Executive Board is responsible for managing clubs, facilities, and budgets to ensure that the Union’s resources benefit the maximum number of students.

The Union Annual Report (UAR) is designed to increase transparency in student government. By making available the details of each budget, the UAR holds the Executive Board accountable to the student body and shows students exactly where their Activity Fee goes. The UAR details Union expenses, sources of external revenue, and the process by which the Executive Board calculates the Activity Fee.

The Rensselaer Student Union constantly strives to stay true to its original purpose, as stated in the Union Constitution.

“The purpose of this Union shall be to unite all its members in a commitment to the ideals for which Rensselaer stands, to expand the extracurricular life at Rensselaer, to coordinate all student organizations, to act as a means through which student opinion can be expressed, and to work with all other members of the Rensselaer community to encourage student initiative and to lead student action in all interests which will serve the welfare and betterment of Rensselaer.”



Budget Highlights

Always adapting to the needs of the student body, the Executive Board annually reviews and updates the Union's budget. This year, the Executive Board significantly expanded the Union's programs and offerings while keeping the Activity Fee increase under 4%.

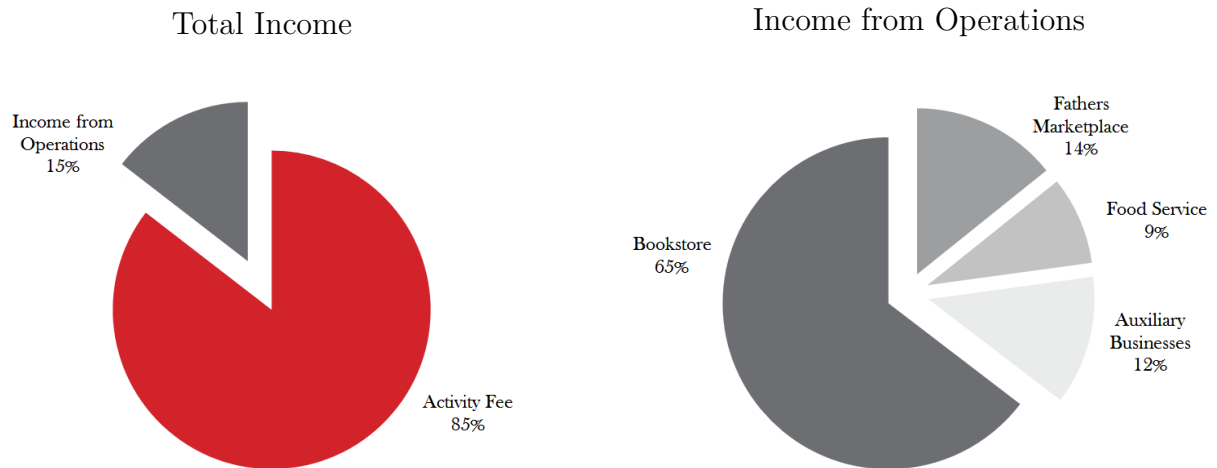
Part of calculating the Activity Fee, the Executive Board estimates the number of students who will attend RPI during the next fiscal year. This number is important in determining student participation in Union programs as well as the amount of income expected from the Activity Fee. As a result of the trend of increasing enrollment, in FY '14 the Board estimates 5,200 undergraduate students and 1,100 graduates, for an enrollment split of 82.5% and 17.5%.

Based on student input and suggestions, the Executive Board approved numerous changes for FY 2014.

- Increased enrollment means increased student participation and club activity. The Executive Board approved an overall increase of 8.57% for student clubs and organizations and 5.91% for ICA budgets.
- To better support the Union's ever-growing multicultural population, the Executive Board approved the transformation of room 2124 into a Multicultural Lounge and welcomed John Killings as the new Assistant Director of Student Activities and Multicultural Programs.
- Promoting campus and community involvement, the Executive Board removed dues from all service clubs and organizations.
- After evaluating student participation in the intramural program, the Executive Board further subsidized intramural sports, make participation completely free for most of the sports offered through the program.
- The Executive Board approved a new Marketing employee to help promote student activities and Union business operations.
- The Mueller Center welcomed a new Athletic trainer for the Sports Clubs and Organizations to better serve the Union's numerous club athletes.
- After much discussion and deliberation, the Executive Board discontinued funding for the Post Office Substation in the Games Room. The Board is investigating more cost-effective replacement services.

Income

Income activities focus primarily on generating revenue to offset the Union’s operating costs each fiscal year. Income comes primarily from the Student Activity Fee and the businesses located in the Union. Distribution of certain income activities is based on enrollment, while others are based on participation.



Income Activities by Enrollment Split

These activities offset the Activity Fee for students based on the enrollment split (82.5% UG / 17.5% GR). They are allocated as such because they tend to be used by graduates and undergraduates in proportion to this enrollment ratio.

Father’s Marketplace

Father’s Marketplace offers snacks, drinks, and common goods to students throughout the entire calendar year. Each year, it contributes a portion of its net income back to the Union as stated in the Union’s contract with Sodexo.

Food Service

Sodexo’s food service operations, including the Rathskellar and McNeil Room, also return a portion of their income to the Union, as defined in the Union’s contract with Sodexo.

Auxiliary Business and Vendors

The Union building also hosts a variety of businesses that are not operated by Union employees. This budget accounts for the Campus Unisex barber shop, Ben & Jerry’s Ice Cream, and SEFCU. The Union charges rent or commission to these businesses, helping to offset the expenses of the Union.

Income

Organization	Total	Undergraduate	Graduate
<i>Split by Enrollment</i>			
Father's Marketplace	\$86,962.00	\$71,743.65	\$15,218.35
Food Service	\$52,463.00	\$43,281.98	\$9,181.02
Auxiliary	\$76,595.00	\$63,190.87	\$13,404.13
<i>Split by Participation</i>			
Bookstore	\$394,423.00	\$333,287.43	\$61,135.57
Summer Fee	\$33,000.00	\$28,000.00	\$5,000.00
Activity Fee	\$3,502,800.00	\$3,148,600.00	\$354,200.00
Total	\$4,146,243.00	\$3,688,103.93	\$458,139.07

Income Activities by Participation

This income offsets the Activity Fee based on participation, determined specifically for each activity.

Bookstore

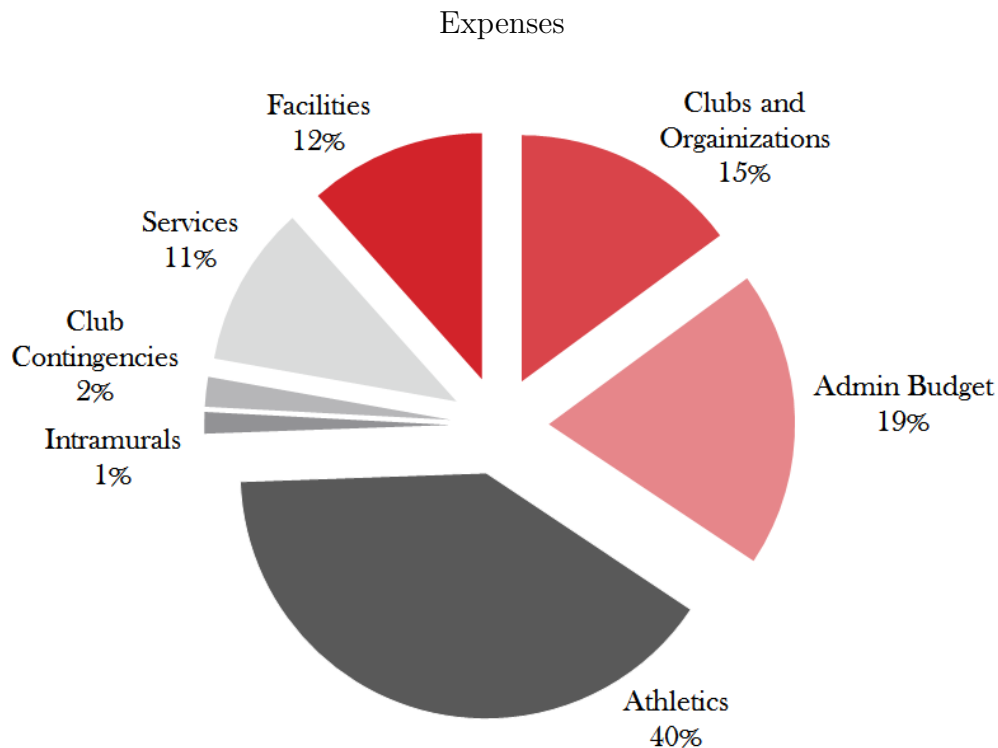
The Union bookstore is one of the few in the country completely owned and operated by a Student Union. Aside from the Activity Fee, the bookstore is the Union's largest source of income. As students do not use the bookstore strictly according to the enrollment split, bookstore income is allocated based on a combination of credit hours and estimated participation. This new ratio (84.5% UG / 15.5% GR) more accurately reflects student involvement with the bookstore.

Activity Fee

The Activity Fee, discussed in detail later in the document, is the Union's primary source of income. The Summer Activity Fee is calculated separately from the semesterly fee based on the income generated the previous year. The Activity Fee numbers included in this section do not include Class Dues.

Expenses

When calculating the Activity Fee for students, the Executive Board carefully considers student participation. In a similar manner to the allocation of income, the Board handles graduates and undergraduates in two distinct ways: enrollment split and participation.



Expense Activities by Enrollment Split

These activities are expensed based on the enrollment split (82.5% UG / 17.5% GR). They are allocated as such because they tend to be used by graduates and undergraduates in proportion to this enrollment ratio.

Service Organizations

These organizations provide services to the RPI community. These clubs and organizations include Student Government, RPI Ambulance, UPAC, RPI TV, the Polytechnic, and the performing arts organizations, including RMA.

Men's Ice Hockey

Enjoyed by both undergraduate and graduate students, Men's Ice Hockey is a popular spectator sport at RPI. Due to the high cost of maintaining a competitive Division I team, Ice Hockey tends to have the largest budget of any individual organization within the Union.

Mueller Center

The Mueller Center fitness facility is one of the many valuable Union services. The Union pays for the equipment in the Mueller Center, including the exercise machines and televisions. The Union also pays for the upkeep and development of the Mueller Center through regular machine maintenance and repair. As the Mueller Center is a common use building, its expenses are attributed to undergraduates and graduates by the enrollment ratio.

Facilities

In addition to staffing Union Facilities, the Union pays for many of the operating costs of its own building and the Playhouse. The Facilities budget funds upkeep of these buildings and major equipment, including, for example, the fishtank in the Union's Welcome Lobby and the audio and lighting equipment in the Playhouse. This expense is split via enrollment because Union Facilities are used by all students.

Debt Service

While not accessible to students, the Debt Service is critical to maintaining the Union. The Debt Service consists of payments made to the outstanding debt of the Union from past projects, such as construction and renovations.

Administration Budget

The Administration Budget includes the day-to-day expenses of the Union Administration Office, the salaries of Administration Office employees, and all other Union student staffing. This budget provides general support for all clubs through phone services, van upkeep, and printer/copier maintenance. Programs that benefit the student body as a whole such as the multicultural initiative and After Dark Programming are also included in the overall section seen in the pie chart, and details on this budget can be seen in the Notes section.

Games Area

The Games Area includes billiards, video games, and ping pong. Because the Games Area is free to use for all students, it is a net expense to the Union and its cost is allocated based on the enrollment ratio.

Legal Services

The Union subsidizes Legal Services for all RPI students. Among other things, lawyers are available to review off-campus leases, assist with traffic violations, and provide general legal advice. Any member of the Union may access these services, and as such the cost is allocated according to the enrollment ratio.

Intramural Athletics

Intramural sports are popular among all students. Administrative costs are the primary expense. This category includes all intramural sports except ice hockey because ice time is particularly expensive.

Club Contingency

The Board allocates money to be used for new club activity. The Executive Board uses this fund, for example, to finance a starter budget for a new club, to fund a new club program, to repair critical equipment, and for all other unforeseen events.

Club Travel Contingency with Graduate Eligibility

The Board allocates money to be used for non-guaranteed club travel expenses, typically national competitions requiring qualification. Additionally, this budget funds travel for clubs like Pep Band and WRPI, who support RPI's varsity athletics teams. Since this fund is available to and benefits graduates and undergraduates alike it is split by the enrollment ratio.

Expense Activities by Participation

These activities are expensed to the Activity Fee based on their usage by graduates and undergraduates. They are not used in proportion to the enrollment ratio, and therefore their costs are allocated based on participation.

Intercollegiate Athletics (ICA)

This includes all Division I and III sports, except Men's Ice Hockey. The allocation of costs for each sport is based on the percentage of grads and undergrads participating in a particular sport. This category also includes the General Overhead Budget. The General Overhead Budget includes the administrative costs for the Athletics Department, such as salaries for interns, supplies and services for office operations, and league membership dues and fees. The Overhead Budget is totaled and then divided by the number of athletes, this year 538, to get a per athlete overhead cost. This number is then multiplied by the number of men's ice hockey players, this year 27, and added to the Men's Ice Hockey budget while the remainder is included in the general ICA budget.

Intramural Ice Hockey

Intramural Ice Hockey has a much lower graduate participation rate, and has higher costs than other intramural sports, and is thus allocated to the UG Activity Fee in a 97% to 3% split.

Expenses

Organization	Total	Undergraduate	Graduate
<i>Split by Enrollment</i>			
Service Organizations	\$428,399.00	\$353,429.24	\$74,969.76
Men's Ice Hockey	\$378,795.57	\$312,506.35	\$66,289.22
Mueller Center	\$357,026.00	\$294,546.45	\$62,479.55
Facilities	\$134,171.00	\$110,691.07	\$23,479.93
Debt Service	\$258,890.00	\$213,584.25	\$45,305.75
Administration Budget	\$823,234.00	\$679,168.07	\$144,065.93
Games Area	\$6,600.00	\$5,445.00	\$1,155.00
Legal Services	\$36,682.00	\$30,262.65	\$6,419.35
Intramural Athletics (excl. Ice Hockey)	\$49,506.00	\$40,842.45	\$8,663.55
Club Contingency	\$32,500.00	\$26,812.50	\$5,687.50
Club Travel Contingency (Grad. Eligible)	\$35,000.00	\$28,875.00	\$6,125.00
<i>Split by Participation</i>			
ICA (excl. Men's Ice Hockey)	\$1,315,734.43	\$1,315,734.43	\$0.00
Intramural Ice Hockey	\$10,204.00	\$9,897.88	\$306.12
General Clubs	\$201,830.00	\$191,030.18	\$10,799.82
Archer Center	\$60,000.00	\$58,200.00	\$1,800.00
Club Travel (UG Only)	\$15,000.00	\$15,000.00	\$0.00
Clubhouse Pub	\$2,270.00	\$1,702.50	\$567.50
Total	\$4,145,842.00	\$3,687,728.02	\$458,113.98

General Clubs

This category includes all clubs not designated as Service Clubs. The cost of General Clubs is determined by the UG/GR ratio in each individual club, multiplied by the subsidy of that specific club. For example, if a club has 6 undergraduates and 4 graduates, and its subsidy is \$100, \$60 will be expensed to the Undergraduate Activity Fee and \$40 will be expensed to the Graduate Activity Fee.

Archer Center for Student Leadership

The Archer Center provides leadership training, team building, and other professional enrichment programs to students. It also administers Professional Development courses. The services of the Archer Center are accessed more frequently by undergraduates, so the expenses are allocated to the Activity Fee accordingly, in a 97% to 3% split.

Club Travel Contingency For Undergraduates Only

The Board allocates money to be used for non-guaranteed club travel expenses, most typically national competitions requiring qualification. Additionally, this budget funds travel for clubs like Pep Band and WRPI, who support RPI's varsity athletics teams. Undergraduates use this fund more frequently than graduates, and so this portion of Club Travel Contingencies is budgeted and paid for wholly by undergraduates.

Clubhouse Pub

The Pub was initially established to provide a service to students, not as a revenue generating business. While the pub's profitability has fluctuated, at this time it is an expense, but an expense that provides a valuable service to students. Since this is not used in the same ratio as enrollment, the expenses are alternatively split in a 75% undergraduate, 25% graduate split.

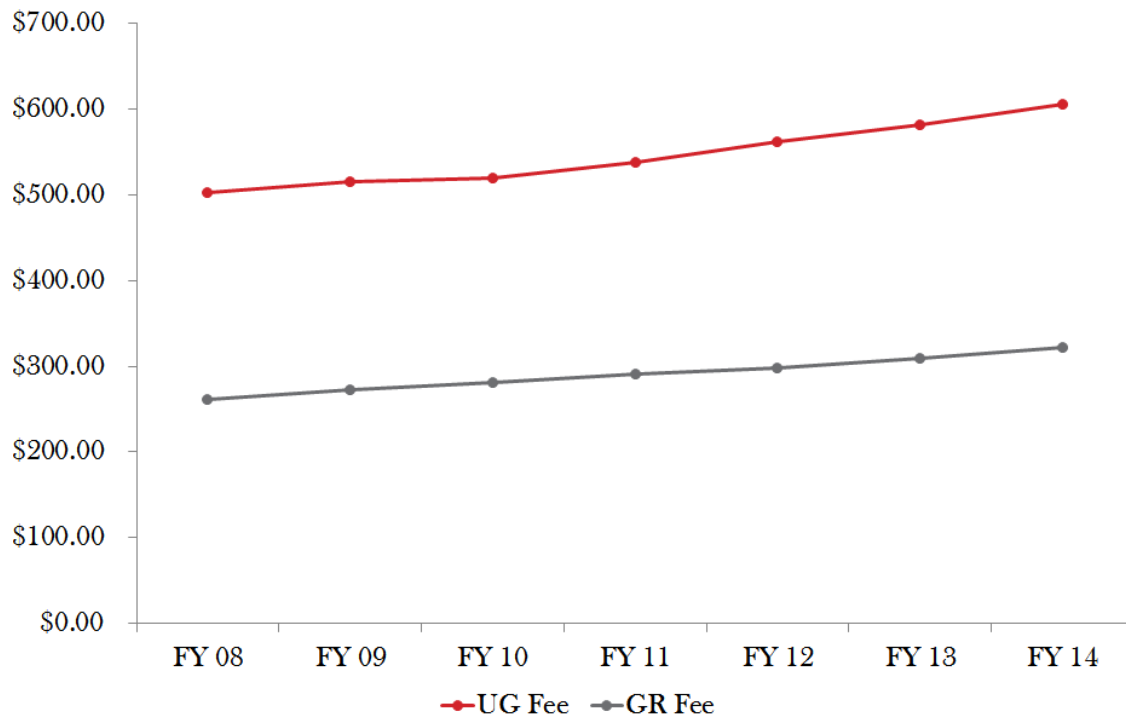
Activity Fee

The RPI Student Union exists to support student interests and activities on campus. It aims to cover these costs through revenue-generating ventures such as the Bookstore and leases to businesses in the Union building. The Activity Fee, distributed across the student body, covers the difference between expenses and income. For simplicity in bookkeeping, the Activity Fee is rounded to the nearest dollar.

The Union's reach extends across Rensselaer, affecting every student, both on and off campus. As such, all current RPI students must pay the Activity Fee and in exchange have access to all of the Union's resources. The Union operates year-round, and students who remain on campus during the summer must pay the Summer Activity Fee. The Summer Fee is smaller and proportional to the length of the summer and the number of activities.

In addition to programming offered to the general student body, each Class Council hosts events designed to foster relationships within their class, including most notably Senior Week. Because the Activity Fee is designed to support non-academic endeavors, Class Council events are funded by Class Dues, a separate part of the Activity Fee.

Activity Fee History (no Class Dues)



While student clubs and organizations are perhaps the most apparent result of the Activity Fee, the Activity Fee also pays for numerous facilities and services, including the Union's legal service, much of the equipment in the Mueller Center, and discounted tickets to local shows. Student clubs and events benefit from the support of the UPAC organizations, including professional sound and lights services, and from the publicity and archiving services of the Union's media organizations, including RPI TV, WRPI, and the Poly.

Through funding by the Activity Fee, the Union staffs and operates the Union building, Mueller Center, Armory, and '87 Gym, providing equipment and space for recreational and club athletics. Going even further, the activity fee supports RPI's Varsity athletics program, benefiting not only RPI's numerous student athletes, but also the general student body.

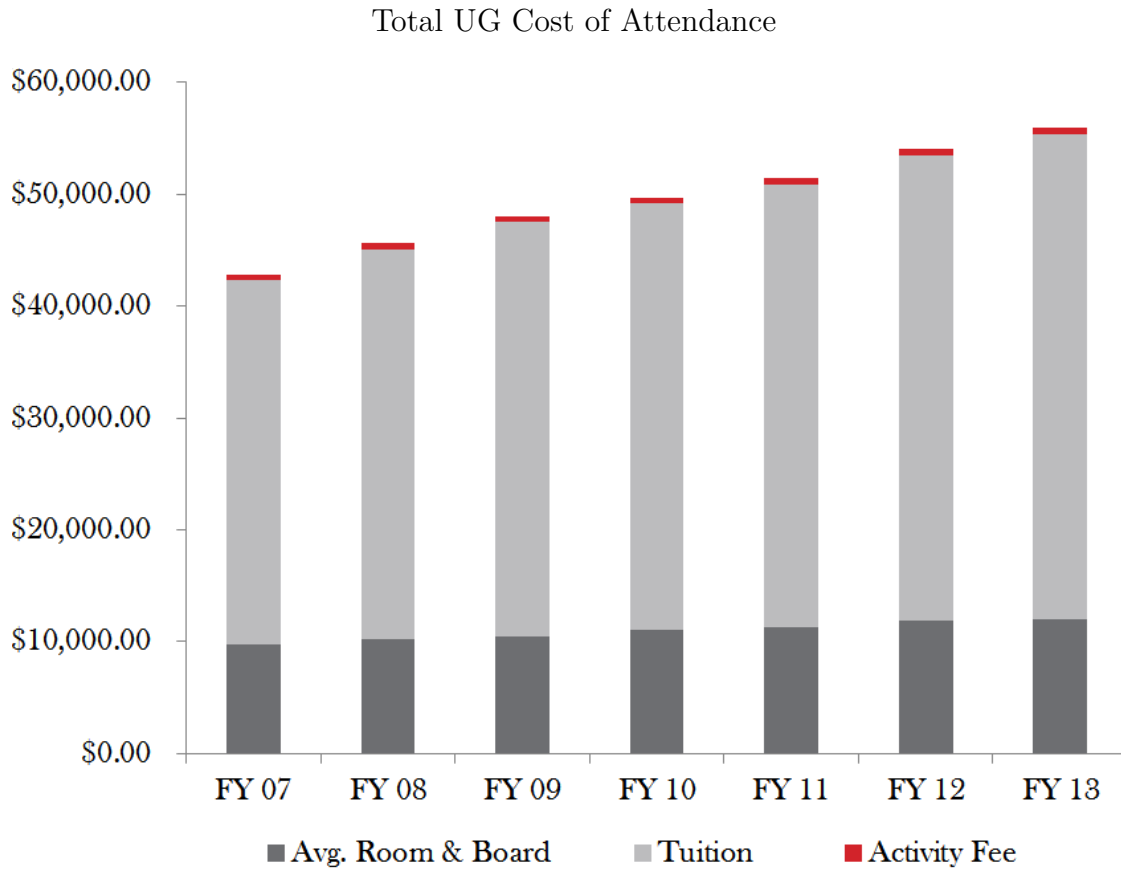
The Union, through the Activity Fee, supports all extracurricular activities, benefiting the entire student body. The Union does not pay for every expense of every club, and many funded clubs have dues or additional personal expenses. However, the Union continues to strive to meet the goals of uniting the student body, expanding extracurricular life, promoting community and serving as a medium through which students can express their creativity as originally defined in the Rensselaer Union Constitution.

Activity Fee

	FY 13	FY 14	Difference
<i>Undergraduate</i>			
Undergraduate Fee	\$582.00	\$605.50	4.04%
Class Dues	\$13.50	\$13.50	0.00%
Total	\$595.50	\$619.00	3.95%
<i>Graduate</i>			
Graduate Fee	\$309.50	\$322.00	4.04%
Class Dues	\$12.00	\$12.00	0.00%
Total	\$321.50	\$334.00	3.89%
<i>Summer</i>			
Summer Fee	\$11.00/wk.	\$11.00/wk	0.00%

Total Cost of Attendance

Relative to the overall cost of attending RPI, the Activity Fee is only a fraction of a percent and yet enables students to do everything listed in this document.



Notes

This year, the Executive Board updated its internal budget structure to better organize certain budgets. As a result, the numerical year-to-year comparisons do not always accurately reflect the qualitative changes from the previous fiscal year. A few key examples follow.

- RMA, the Transit, the Undergraduate Council, and W2SZ have been reclassified as service clubs.
- Phone service for the Playhouse, Student Government Suite, and media organizations have been consolidated into the RU Clubs and Organizations Support budget.
- Copy services and office supplies have been removed from club budgets and consolidated in the RU Clubs and Organizations Support budget as well.
- General Union programs, such as events offered in Mothers and the multicultural initiative are now also included in the Student Activities Special Events budget and the Multicultural & Diversity budget.
- The RU Student Staff budget encompasses all Union student staffing, including Mueller Center student staff, Building Supervisors, and Games Room staff.

Administration Budgets

Budget	Total	Undergraduate	Graduate
Marketing	\$90,992.00	\$75,068.40	\$15,923.60
Multicultural & Diversity	\$3,780.00	\$3,118.50	\$661.50
RU Clubs and Organizations Support	\$24,459.00	\$20,178.68	\$4,280.32
RU Student Staff	\$80,987.00	\$66,814.28	\$14,172.72
Student Activities Special Events	\$8,596.00	\$7,091.70	\$1,504.30
Student Activities Summer	\$6,625.00	\$5,465.63	\$1,159.37
After Dark Programming	\$14,030.00	\$11,574.75	\$2,455.25
Big Red Freakout	\$5,255.00	\$4,335.38	\$919.62
Performing Arts Committee	\$7,000.00	\$5,775.00	\$1,225.00
Admin Office	\$581,510.00	\$479,745.75	\$101,764.25
Total	\$823,234.00	\$679,168.07	\$144,065.93

Appendix A: All Club Subsidies

Club Name	Members		Approved Expense			Approved Income			Approved Subsidy		
	UG	GR	FY13	FY14	% Chg.	FY13	FY14	% Chg.	FY13	FY14	% Chg.
<i>General Clubs</i>											
ACHA Hockey	25	0	\$32,279.50	\$41,924.00	29.88%	\$27,500.00	\$30,000.00	9.09%	\$4,779.50	\$11,924.00	149.48%
African & Caribbean Students Association	52	1	\$5,910.00	\$6,115.00	3.47%	\$1,390.00	\$1,200.00	-13.67%	\$4,520.00	\$4,915.00	8.74%
Aikido	13	1	\$5,556.00	\$5,543.00	-0.23%	\$4,500.00	\$3,100.00	-31.11%	\$1,056.00	\$2,443.00	131.34%
Alianza Latina	37	1	\$7,815.00	\$5,775.00	-26.10%	\$145.00	\$125.00	-13.79%	\$7,670.00	\$5,650.00	-26.34%
Archery Club	35	7	\$2,922.00	\$3,470.00	18.75%	\$2,460.20	\$2,684.00	9.10%	\$461.80	\$786.00	70.20%
Asian Awareness Week	12	0	\$0.00	\$1,970.00	N/A	\$0.00	\$1,900.00	N/A	\$0.00	\$70.00	N/A
Astrophysical Society	29	4	\$551.90	\$641.00	16.14%	\$355.00	\$420.00	18.31%	\$196.90	\$221.00	12.24%
Badminton	45	23	\$1,719.00	\$3,278.00	90.69%	\$1,630.00	\$3,105.00	90.49%	\$89.00	\$173.00	94.38%
Ballroom Dance	48	13	\$42,790.40	\$40,436.00	-5.50%	\$36,771.50	\$35,550.00	-3.32%	\$6,018.90	\$4,886.00	-18.82%
Big Brothers Big Sisters	64	4	\$475.00	\$830.00	74.74%	\$0.00	\$0.00	0.00%	\$475.00	\$830.00	74.74%
Billiards Club	5	1	\$0.00	\$112.00	N/A	\$0.00	\$50.00	N/A	\$0.00	\$62.00	N/A
Black Students Alliance	37	1	\$11,385.00	\$9,890.00	-13.13%	\$2,200.00	\$750.00	-65.91%	\$9,185.00	\$9,140.00	-0.49%
Capoeira	16	0	\$5,743.00	\$6,270.00	9.18%	\$3,560.00	\$3,860.00	8.43%	\$2,183.00	\$2,410.00	10.40%
Cheerleading	12	0	\$4,370.00	\$7,213.00	65.06%	\$1,414.00	\$2,665.00	88.47%	\$2,956.00	\$4,548.00	53.86%
Chinese American Students Association	80	0	\$6,019.50	\$5,225.00	-13.20%	\$4,959.00	\$3,750.00	-24.38%	\$1,060.50	\$1,475.00	39.09%
Chinese Students and Scholars Association	156	202	\$4,096.00	\$4,392.00	7.23%	\$450.00	\$530.00	17.78%	\$3,646.00	\$3,862.00	5.92%
Circle K	28	0	\$2,326.00	\$2,515.00	8.13%	\$1,171.00	\$1,285.00	9.74%	\$1,155.00	\$1,230.00	6.49%
Colleges Against Cancer	51	1	\$370.00	\$567.00	53.24%	\$0.00	\$0.00	0.00%	\$370.00	\$567.00	53.24%
Crew	47	0	\$47,013.00	\$47,534.00	1.11%	\$34,975.00	\$32,272.00	-7.73%	\$12,038.00	\$15,262.00	26.78%
Curling Club	18	2	\$9,033.50	\$10,739.00	18.88%	\$5,381.10	\$7,320.00	36.03%	\$3,652.40	\$3,419.00	-6.39%
Cycling	22	1	\$7,025.00	\$6,590.00	-6.19%	\$6,350.00	\$5,982.00	-5.80%	\$675.00	\$608.00	-9.93%
Dance Club	47	4	\$12,740.00	\$14,393.00	12.97%	\$6,540.00	\$7,440.00	13.76%	\$6,200.00	\$6,953.00	12.15%
Dance Dance Revolution	13	1	\$518.00	\$100.00	-80.69%	\$230.00	\$50.00	-78.26%	\$288.00	\$50.00	-82.64%
Design Collective (DECO)	45	0	\$707.00	\$177.00	-74.96%	\$250.00	\$0.00	-100.00%	\$457.00	\$177.00	-61.27%
Ecologic	21	0	\$1,002.00	\$990.00	-1.20%	\$0.00	\$0.00	0.00%	\$1,002.00	\$990.00	-1.20%
Engineers for a Sustainable World	68	3	\$1,770.00	\$1,850.00	4.52%	\$250.00	\$250.00	0.00%	\$1,520.00	\$1,600.00	5.26%
Engineers Without Borders	33	1	\$1,013.00	\$1,078.00	6.42%	\$320.00	\$350.00	9.38%	\$693.00	\$728.00	5.05%

Continued on next page...

Club Name	Members		Approved Expense			Approved Income			Approved Subsidy		
	UG	GR	FY13	FY14	% Chg.	FY13	FY14	% Chg.	FY13	FY14	% Chg.
Entrepreneurship	22	2	\$254.00	\$425.00	67.32%	\$0.00	\$0.00	0.00%	\$254.00	\$425.00	67.32%
Equestrian Club	47	0	\$39,163.00	\$38,616.00	-1.40%	\$30,154.00	\$29,686.00	-1.55%	\$9,009.00	\$8,930.00	-0.88%
Fencing	20	4	\$15,940.00	\$15,762.00	-1.12%	\$13,320.00	\$12,640.00	-5.11%	\$2,620.00	\$3,122.00	19.16%
Fitness Club	22	1	\$593.00	\$185.00	-68.80%	\$210.00	\$0.00	-100.00%	\$383.00	\$185.00	-51.70%
Game Development Club	251	8	\$470.00	\$1,730.00	268.09%	\$0.00	\$0.00	0.00%	\$470.00	\$1,730.00	268.09%
Gaming Alliance	265	15	\$1,890.00	\$2,050.00	8.47%	\$1,600.00	\$1,600.00	0.00%	\$290.00	\$450.00	55.17%
Gaming Club	13	2	\$620.00	\$475.00	-23.39%	\$250.00	\$135.00	-46.00%	\$370.00	\$340.00	-8.11%
Habitat for Humanity	18	0	\$4,119.00	\$3,817.00	-7.33%	\$2,210.00	\$2,236.00	1.18%	\$1,909.00	\$1,581.00	-17.18%
Hawaii Cultural Club	13	0	\$781.00	\$290.00	-62.87%	\$660.00	\$0.00	-100.00%	\$121.00	\$290.00	139.67%
Hong Kong Students Association	34	1	\$0.00	\$810.00	N/A	\$0.00	\$460.00	N/A	\$0.00	\$350.00	N/A
Indian Students Association	145	12	\$4,695.40	\$5,641.00	20.14%	\$3,880.00	\$4,200.00	8.25%	\$815.40	\$1,441.00	76.72%
Iranian Students Association	10	15	\$1,013.00	\$2,435.00	140.38%	\$450.00	\$1,675.00	272.22%	\$563.00	\$760.00	34.99%
Isshinryu Karate	16	0	\$7,856.00	\$8,218.00	4.61%	\$5,400.00	\$4,548.00	-15.78%	\$2,456.00	\$3,670.00	49.43%
Japanese Cultural Association	48	4	\$921.30	\$1,147.00	24.50%	\$370.00	\$200.00	-45.95%	\$551.30	\$947.00	71.78%
Judo Club	6	2	\$7,645.00	\$4,985.00	-34.79%	\$6,988.00	\$3,560.00	-49.06%	\$657.00	\$1,425.00	116.89%
Juggling Club	17	1	\$0.00	\$600.00	N/A	\$0.00	\$300.00	N/A	\$0.00	\$300.00	N/A
Kendo	9	1	\$1,438.00	\$1,530.00	6.40%	\$1,396.50	\$1,487.00	6.48%	\$41.50	\$43.00	3.61%
Korean Students Association	47	4	\$740.00	\$780.00	5.41%	\$635.00	\$380.00	-40.16%	\$105.00	\$400.00	280.95%
Malaysian Students Association	19	0	\$0.00	\$452.00	N/A	\$0.00	\$385.00	N/A	\$0.00	\$67.00	N/A
Married Students Organization	0	10	\$600.00	\$600.00	0.00%	\$0.00	\$0.00	0.00%	\$600.00	\$600.00	0.00%
Mens Lacrosse Club	24	1	\$3,070.00	\$3,910.00	27.36%	\$2,616.00	\$3,261.00	24.66%	\$454.00	\$649.00	42.95%
Model Railroad	21	1	\$2,410.00	\$3,117.00	29.34%	\$350.00	\$700.00	100.00%	\$2,060.00	\$2,417.00	17.33%
Outing Club	166	25	\$27,201.40	\$27,597.00	1.45%	\$23,045.00	\$22,970.00	-0.33%	\$4,156.40	\$4,627.00	11.32%
Paintball	20	0	\$19,645.00	\$7,635.00	-61.14%	\$14,935.00	\$6,315.00	-57.72%	\$4,710.00	\$1,320.00	-71.97%
Pakistan Students Association	62	9	\$1,273.50	\$1,698.00	33.33%	\$400.00	\$805.00	101.25%	\$873.50	\$893.00	2.23%
Philippine American League	15	0	\$2,726.20	\$1,990.00	-27.00%	\$2,230.00	\$1,540.00	-30.94%	\$496.20	\$450.00	-9.31%
Photo Club	40	11	\$4,038.00	\$3,137.00	-22.31%	\$3,797.50	\$2,528.00	-33.43%	\$240.50	\$609.00	153.22%
Pride Alliance	4	0	\$1,617.00	\$1,925.00	19.05%	\$500.00	\$500.00	0.00%	\$1,117.00	\$1,425.00	27.57%
Quidditch Club	32	0	\$658.00	\$2,263.00	243.92%	\$450.00	\$1,621.00	260.22%	\$208.00	\$642.00	208.65%
Quiz Bowl Club	12	1	\$2,365.00	\$2,555.00	8.03%	\$1,640.80	\$1,620.00	-1.27%	\$724.20	\$935.00	29.11%
Racquetball	10	2	\$7,735.00	\$9,620.00	24.37%	\$3,150.00	\$5,860.00	86.03%	\$4,585.00	\$3,760.00	-17.99%
Rifle Club	15	3	\$8,331.00	\$7,977.00	-4.25%	\$7,540.00	\$7,540.00	0.00%	\$791.00	\$437.00	-44.75%
RPI Bhangra	13	1	\$2,858.00	\$3,133.00	9.62%	\$1,645.60	\$1,348.00	-18.08%	\$1,212.40	\$1,785.00	47.23%
RPI Flying Club	43	0	\$25,212.50	\$25,620.00	1.62%	\$21,195.00	\$21,325.00	0.61%	\$4,017.50	\$4,295.00	6.91%
RPI PBL	20	0	\$193.00	\$340.00	76.17%	\$0.00	\$0.00	0.00%	\$193.00	\$340.00	76.17%

Continued on next page...

Club Name	Members		Approved Expense			Approved Income			Approved Subsidy		
	UG	GR	FY13	FY14	% Chg.	FY13	FY14	% Chg.	FY13	FY14	% Chg.
RPISEC	143	8	\$480.00	\$1,650.00	243.75%	\$0.00	\$866.00	0.00%	\$480.00	\$784.00	63.33%
Rugby	48	0	\$28,523.00	\$28,865.00	1.20%	\$20,663.00	\$18,593.00	-10.02%	\$7,860.00	\$10,272.00	30.69%
Sailing	10	0	\$6,594.50	\$5,608.00	-14.96%	\$2,665.50	\$1,541.00	-42.19%	\$3,929.00	\$4,067.00	3.51%
Science Fiction Society	45	2	\$18,188.00	\$18,246.00	0.32%	\$18,068.00	\$18,056.00	-0.07%	\$120.00	\$190.00	58.33%
SCUBA	11	0	\$5,863.00	\$6,225.00	6.17%	\$3,390.00	\$2,890.00	-14.75%	\$2,473.00	\$3,335.00	34.86%
Ski and Snowboard Club	214	15	\$49,360.00	\$57,550.00	16.59%	\$43,420.00	\$50,900.00	17.23%	\$5,940.00	\$6,650.00	11.95%
Ski Team	30	0	\$28,658.00	\$28,850.00	0.67%	\$18,915.00	\$18,953.00	0.20%	\$9,743.00	\$9,897.00	1.58%
Sports Car Association	8	0	\$874.50	\$160.00	-81.70%	\$650.00	\$0.00	-100.00%	\$224.50	\$160.00	-28.73%
Sport Tae Kwon Do	20	0	\$3,630.00	\$3,647.00	0.47%	\$3,240.00	\$3,240.00	0.00%	\$390.00	\$407.00	4.36%
Swim Club	13	3	\$495.45	\$488.00	-1.50%	\$285.00	\$263.00	-7.72%	\$210.45	\$225.00	6.91%
Table Tennis	18	7	\$2,029.95	\$1,955.00	-3.69%	\$1,812.00	\$1,857.00	2.48%	\$217.95	\$98.00	-55.04%
Tae Kwon Do	11	1	\$6,966.00	\$7,710.00	10.68%	\$4,500.00	\$4,725.00	5.00%	\$2,466.00	\$2,985.00	21.05%
Taiwanese Students Association	118	7	\$977.00	\$915.00	-6.35%	\$405.00	\$370.00	-8.64%	\$572.00	\$545.00	-4.72%
Tennis Club	71	2	\$1,218.00	\$705.00	-42.12%	\$930.00	\$525.00	-43.55%	\$288.00	\$180.00	-37.50%
Turkish Students Association	20	9	\$1,570.00	\$1,605.00	2.23%	\$680.00	\$990.00	45.59%	\$890.00	\$615.00	-30.90%
Ultimate Frisbee	43	2	\$37,416.30	\$29,780.00	-20.41%	\$30,211.80	\$22,315.00	-26.14%	\$7,204.50	\$7,465.00	3.62%
Volleyball	60	1	\$9,654.50	\$10,115.00	4.77%	\$7,442.90	\$7,664.00	2.97%	\$2,211.60	\$2,451.00	10.82%
Water Polo	13	0	\$13,193.50	\$14,545.00	10.24%	\$6,413.00	\$8,738.00	36.25%	\$6,780.50	\$5,807.00	-14.36%
Wrestling	6	0	\$20,606.00	\$20,853.00	1.20%	\$11,775.00	\$11,775.00	0.00%	\$8,831.00	\$9,078.00	2.80%
General Total	3480	464	\$649,519.80	\$662,154.00	1.95%	\$469,286.40	\$460,324.00	-1.91%	\$180,233.40	\$201,830.00	11.98%
<i>Service Clubs</i>											
8th Street Swing Band	34	2	\$570.00	\$605.00	6.14%	\$0.00	\$0.00	0.00%	\$570.00	\$605.00	6.14%
Afro-Cuban Jazz Orchestra	1	0	\$0.00	\$4,965.00	N/A	\$0.00	\$0.00	N/A	\$0.00	\$4,965.00	N/A
Autoshop	15	0	\$2,153.00	\$1,504.00	-30.14%	\$1,300.00	\$900.00	-30.77%	\$853.00	\$604.00	-29.19%
Concert Choir	48	2	\$10,592.40	\$1,195.00	-88.72%	\$720.00	\$0.00	-100.00%	\$9,872.40	\$1,195.00	-87.90%
Executive Board	17	2	\$8,938.46	\$8,722.00	-2.42%	\$0.00	\$0.00	0.00%	\$8,938.46	\$8,722.00	-2.42%
GM Week	6	1	\$44,720.00	\$45,720.00	2.24%	\$4,000.00	\$3,500.00	-12.50%	\$40,720.00	\$42,220.00	3.68%
Independent Council	10	1	\$291.00	\$390.00	34.02%	\$0.00	\$390.00	0.00%	\$291.00	\$0.00	-100.00%
Jazz Ensemble	36	3	\$14,108.40	\$17,320.00	22.76%	\$300.00	\$3,924.00	1208.00%	\$13,808.40	\$13,396.00	-2.99%
Judicial Board	8	0	\$1,706.96	\$1,450.00	-15.05%	\$0.00	\$0.00	0.00%	\$1,706.96	\$1,450.00	-15.05%
Pep Band	77	2	\$14,564.50	\$12,433.00	-14.63%	\$2,010.00	\$0.00	-100.00%	\$12,554.50	\$12,433.00	-0.97%
Percussion Ensemble	4	1	\$6,169.00	\$4,810.00	-22.03%	\$0.00	\$0.00	0.00%	\$6,169.00	\$4,810.00	-22.03%
Players	138	1	\$29,166.00	\$29,113.00	-0.18%	\$9,010.00	\$9,764.00	8.37%	\$20,156.00	\$19,349.00	-4.00%
Polytechnic	11	0	\$84,851.00	\$84,851.00	0.00%	\$84,851.00	\$84,851.00	0.00%	\$0.00	\$0.00	0.00%

Continued on next page...

Club Name	Members		Approved Expense			Approved Income			Approved Subsidy		
	UG	GR	FY13	FY14	% Chg.	FY13	FY14	% Chg.	FY13	FY14	% Chg.
Red Army	32	2	\$2,274.00	\$2,710.00	19.17%	\$750.00	\$750.00	0.00%	\$1,524.00	\$1,960.00	28.61%
Rensselyrics	13	1	\$5,363.00	\$6,405.00	19.43%	\$1,460.00	\$1,480.00	1.37%	\$3,903.00	\$4,925.00	26.18%
RMA (Rensselaer Music Association)	23	3	\$5,229.85	\$5,366.00	2.60%	\$0.00	\$0.00	0.00%	\$5,229.85	\$5,366.00	2.60%
RPI Ambulance	63	1	\$16,351.99	\$22,829.00	39.61%	\$1,243.00	\$1,495.00	20.27%	\$15,108.99	\$21,334.00	41.20%
RPI TV	28	1	\$10,183.00	\$17,448.00	71.34%	\$500.00	\$725.00	45.00%	\$9,683.00	\$16,723.00	72.70%
Sheer Idiocy	10	0	\$176.02	\$880.00	399.94%	\$0.00	\$0.00	0.00%	\$176.02	\$880.00	399.94%
Student Senate	18	1	\$9,158.96	\$6,730.00	-26.52%	\$0.00	\$0.00	0.00%	\$9,158.96	\$6,730.00	-26.52%
Symphonic Band	34	2	\$5,489.50	\$4,425.00	-19.39%	\$0.00	\$0.00	0.00%	\$5,489.50	\$4,425.00	-19.39%
Symphony Orchestra	104	8	\$1,226.40	\$410.00	-66.57%	\$0.00	\$0.00	0.00%	\$1,226.40	\$410.00	-66.57%
TerraCafe	12	0	\$535.00	\$605.00	13.08%	\$0.00	\$0.00	0.00%	\$535.00	\$605.00	13.08%
Transit Yearbook	4	0	\$40,345.28	\$38,215.00	-5.28%	\$17,763.00	\$19,375.00	9.08%	\$22,582.28	\$18,840.00	-16.57%
Undergraduate Council	3	0	\$50.00	\$0.00	-100.00%	\$0.00	\$0.00	0.00%	\$50.00	\$0.00	-100.00%
Union Speakers Forum	3	3	\$29,200.00	\$37,150.00	27.23%	\$0.00	\$0.00	0.00%	\$29,200.00	\$37,150.00	27.23%
UPAC Cinema	26	1	\$72,993.00	\$56,276.00	-22.90%	\$23,700.00	\$21,825.00	-7.91%	\$49,293.00	\$34,451.00	-30.11%
UPAC Comedy	19	0	\$25,895.00	\$26,245.00	1.35%	\$0.00	\$0.00	0.00%	\$25,895.00	\$26,245.00	1.35%
UPAC Concerts	40	1	\$60,763.00	\$64,458.00	6.08%	\$12,600.00	\$12,600.00	0.00%	\$48,163.00	\$51,858.00	7.67%
UPAC General	8	1	\$4,170.00	\$5,020.00	20.38%	\$0.00	\$0.00	0.00%	\$4,170.00	\$5,020.00	20.38%
UPAC Lights	46	3	\$14,495.20	\$17,914.00	23.59%	\$5,250.00	\$5,250.00	0.00%	\$9,245.20	\$12,664.00	36.98%
UPAC Sound	37	1	\$18,515.00	\$12,300.00	-33.57%	\$10,800.00	\$800.00	-92.59%	\$7,715.00	\$11,500.00	49.06%
W2SZ HAM Radio	8	2	\$5,433.85	\$4,721.00	-13.12%	\$990.00	\$810.00	-18.18%	\$4,443.85	\$3,911.00	-11.99%
Winter Carnival	15	0	\$18,500.00	\$18,000.00	-2.70%	\$18,500.00	\$0.00	-100.00%	\$0.00	\$18,000.00	0.00%
WRPI	23	1	\$31,807.80	\$35,653.00	12.09%	\$0.00	\$0.00	0.00%	\$31,807.80	\$35,653.00	12.09%
Service Total	974	47	\$595,986.57	\$596,838.00	0.14%	\$195,747.00	\$168,439.00	-13.95%	\$400,239.57	\$428,399.00	7.04%
<i>All Club Total</i>											
Total	4454	511	\$1,245,506.37	\$1,258,992.00	1.08%	\$665,033.40	\$628,763.00	-5.45%	\$580,472.97	\$630,229.00	8.57%

Appendix B: All ICA Subsidies

Organization	FY13	FY14	% Chg.
Baseball	\$76,800.00	\$87,233.00	13.58%
Softball	\$46,400.00	\$57,521.00	23.97%
Field Hockey	\$36,800.00	\$39,207.00	6.54%
Football	\$126,400.00	\$133,534.00	5.64%
Golf	\$20,800.00	\$27,949.000	34.37%
Men's Basketball	\$41,600.00	\$45,654.00	9.75%
Women's Basketball	\$43,200.00	\$48,219.00	11.62%
Men's Ice Hockey	\$380,800.00	\$369,645.00	-2.93%
Women's Ice Hockey	\$160,000.00	\$191,881.00	19.93%
Men's Lacrosse	\$48,000.00	\$48,646.00	1.35%
Women's Lacrosse	\$28,800.00	\$31,555.00	9.57%
Men's Soccer	\$40,000.00	\$39,752.00	-0.62%
Women's Soccer	\$44,800.00	\$48,866.00	9.08%
Men's Tennis	\$30,400.00	\$36,508.00	20.09%
Women's Tennis	\$30,400.00	\$37,446.00	23.18%
Track & Field	\$126,400.00	\$151,689.00	20.01%
Cross Country	\$24,000.00	\$33,902.00	41.26%
Swimming & Diving	\$75,200.00	\$82,988.00	10.36%
General	\$160,000.00	\$115,880.00	-27.58%
Strength and Conditioning	\$11,200.00	\$13,216.00	18.00%
Training Room (Sports Medicine)	\$32,000.00	\$35,191.00	9.97%
Sports Information	\$16,000.00	\$18,048.00	12.80%
Total	\$1,600,000.00	\$1,694,530.00	5.91%

Union Annual Report: Fiscal Year 2014

Union Annual Report Committee

Frank Abissi
Craig Bennett
Charles Carletta
Kevin Dai (Grand Marshal)
Christina Gilliland
Roland Judd
Matthew Kosman
Joseph Perchiacca
James Petranik
Joshua Plitnick
Gretchen Sileo (Senate/E-Board Liaison)
Jonathan Stack (President of the Union)
Thomas Wainwright

Union Executive Board

Erin Amarello
Craig Bennett
Paul Blejwas
Daniel Bruce
James Buchwald
Allison Feldman
Nicole Gallant
Joseph Grimaldi
Erica Hutchins
Matthew Kosman
Harish Lall
Courtney Lang
Joseph Perchiacca
James Petranik
Gretchen Sileo (Senate/E-Board Liaison)
Jonathan Stack (President of the Union)

Advisors

Joe Cassidy (Director of the Union)
Martha McElligott (Business Administrator)

Please contact the Union Annual Report Committee or the Union Executive Board at activity-fee@union.rpi.edu with any questions or concerns about the budgeting process, the Executive Board, the UAR, or the Activity Fee.

All text, graphs, and other visual elements within this document are copyrighted properties of the Rensselaer Union. Express written approval from the Rensselaer Union Administration Office (518-276-6505) must be obtained in order to use any part of this document. Photographs are copyrighted works of the photographers used with permission, and may not be re-used without the permission of the photographer. Photographs are credited to the RPI Library Archives.