

Rensselaer



UNION  
ANNUAL  
REPORT

Fiscal Year 2015

---

Rensselaer Union  
*Executive Board*

---

## Contents

A Letter from the President of the Union . . . . .	3
What is the Student Union? . . . . .	4
Budget Notes . . . . .	5
Income . . . . .	6
Income Activities . . . . .	6
Expenses . . . . .	8
Expense Activities by Enrollment Split . . . . .	8
Expense Activities by Participation . . . . .	10
Activity Fee . . . . .	13
Appendix A: All Club Subsidies . . . . .	16
Appendix B: All ICA Subsidies . . . . .	20
Appendix C: Administration Budgets . . . . .	21
Union Annual Report: Fiscal Year 2015 . . . . .	22

---

## A Letter from the President of the Union

Dear Members of the Rensselaer Student Union,

On behalf of the Student Union Executive Board and the Union Annual Report Committee of the Rensselaer Student Union, I am proud to present the Union Annual Report for Fiscal Year 2015. Each year the Union Annual Report Committee dedicates their time to produce a detailed report to the student body. This report is designed to explain every aspect of the Student Union's budget so students can see exactly how the Activity Fee is calculated.

This year the Executive Board carefully reviewed all of the Student Union's budgets to ensure that funds were allocated in a fair and equitable manner. In reviewing budgets, the Board tried to not only be fair to individual members of clubs, but to the entire student body. Each member of the Board spent numerous hours working with clubs to produce budgets for the next year, and then reviewed these budgets again with the entire Board. This effort was not entirely upon the Executive Board's shoulders; it was a joint effort with club officers who spent hours working on their budgets for the upcoming year. Every club officer is not only responsible for the functionality of their club but also for planning a budget for next year. Many officers strategically revised their programs to better reach the student body and advertise more efficiently. The work that is reflected here in the UAR is the culmination of the hard work of many students and I am very proud of all of our organizations.

The Student Union budget reflects the diversity of activities enjoyed by all Rensselaer students, from Flying Club to RPI TV to Equestrian Club to Afro-Cuban Jazz Orchestra. The Student Union provides its members with the opportunity to grow as leaders, work effectively in teams, and to explore interests outside the realm of academics.

All members of the Rensselaer Student Union, and especially all Activity Fee paying students, have the right to know where the \$639.00 Undergraduate and \$343.00 Graduate Activity Fee will be distributed next year. I encourage students to explore this document for details, ask questions of student government, and get involved. I can be reached at any time by email at pu@rpi.edu to answer any questions.

Our Student Union's clubs and organizations are representative of the passions, interests, and experiences of the student body. It is one of a very few student unions in the United States that is managed by students. All of our clubs and programs are student-initiated and student-driven, and it is a testament to the dedication and resolve of our students. I am proud to have served in continuing that great tradition.

Sincerely,



Gretchen Sileo '14  
124<sup>th</sup> President of the Union

---

## What is the Student Union?

The Rensselaer Student Union was founded in 1890 by a group of students interested in creating a more dynamic student experience. Since then, the Student Union has been home to more than 200 clubs and organizations, representing a myriad of student interests. In the mid-1950s, the students funded the construction of the current Student Union building to serve as the center for campus activity.

Our Student Union is unique. It is the only student-funded and student-run union in the country associated with a private institution. The President of the Union (PU) is elected by the student body and selects an Executive Board of fifteen students to create and manage the Student Union's \$4.3 million budget. The Executive Board is responsible for clubs, facilities, and budgets, and ensures that the Student Union's resources are fairly distributed among the various student groups.

The Union Annual Report (UAR) was created to increase transparency in student government. By making available the details of each budget, the UAR holds the Executive Board accountable to the student body. The UAR contains information on Student Union expenses, sources of revenue, and the process by which the Executive Board calculates the Activity Fee.

The Rensselaer Student Union remains true to its original purpose, as stated in the Rensselaer Student Union Constitution.

*“The purpose of this Union shall be to unite all its members in a commitment to the ideals for which Rensselaer stands, to expand the extracurricular life at Rensselaer, to coordinate all student organizations, to act as a means through which student opinion can be expressed, and to work with all other members of the Rensselaer community to encourage student initiative and to lead student action in all interests which will serve the welfare and betterment of Rensselaer.”*

---

## Budget Notes

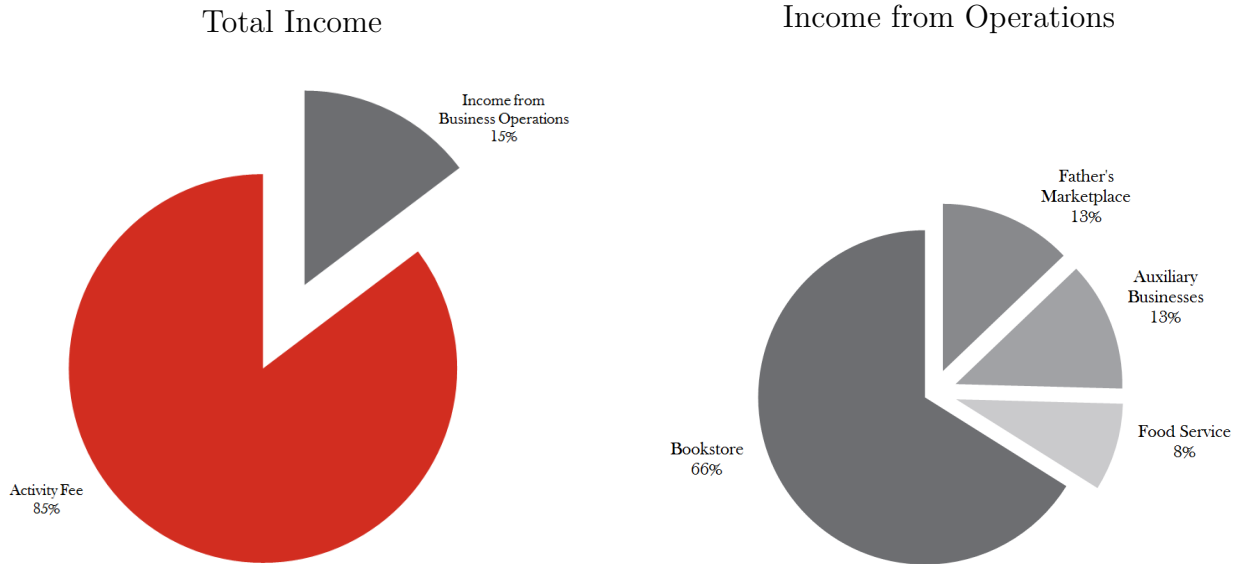
Each year, the Executive Board reviews the Student Union's budget, adapting it to the changing needs of the student body. Based on student input and suggestions, and in consideration of the needs of all clubs, the Executive Board approved a number of changes to the budget for FY 2015:

- To reduce the financial burden on members of clubs that travel, the Executive Board has increased its contribution toward club trips to 50% of total cost, up from a previous contribution of 40%.
- As part of continuing support for *The Polytechnic*, Poly Credits have been assigned a monetary value. This change was made for accounting purposes and has not negatively affected club subsidies.
- To ensure equitability in the distribution of funds for food, the Executive Board will no longer fund food for regular club meetings or extended work sessions for clubs. Funding for food-specific events, such as multicultural club events, has not been affected by this policy.
- Earlier in FY 14, the Executive Board established new policies governing the Reception Fund. The Reception Fund is given to all clubs, except Multicultural Clubs, for the purposes of attracting new members. The fund can be used to purchase food for meetings at the beginning of a semester. Each club that requests a Reception Fund is given \$5 per Activity Fee-paying member for the year, with a cap of \$1,000 for clubs with over 200 members. The Reception Fund can be accessed by a club no more than once per semester and is not intended to be used for regular meetings of a club.
- Due to increased income from the sale of Men's Ice Hockey Tickets, the Executive Board was able to increase the amount of expenditures for D-I and D-III sports teams while lowering the overall subsidy allocated to Intercollegiate Athletics.
- In anticipation of the 125<sup>th</sup> Anniversary of the Student Union, the Executive Board has allocated funds to hold festivities which will begin at the end of FY 15.
- For insurance purposes, the Student Union is no longer hiring instructors and coaches as independent contractors. For clubs with an instructor or coach, benefits have been added as a budget item to reflect this change.
- For simplicity, equipment funds have been moved from the budgets of individual music groups to the overall Rensselaer Music Association budget.

---

## Income

For every fiscal year, the Student Union's expenses are greater than its income. In order to cover this difference, members of the Student Union pay an Activity Fee. This Activity Fee and Income from Business Operations comprise the Student Union's total income. This section details Income from Business Operations.



## Income Activities

These activities offset the Activity Fee for students based on the enrollment split (82.4% UG / 17.6% GR). For example, 82.4% of the revenue from Father's Marketplace goes toward offsetting the Undergraduate Activity Fee, while 17.6% offsets the Graduate Activity Fee. They are allocated as such because they tend to be used by Graduates and Undergraduates in proportion to this enrollment ratio.

### Father's Marketplace and Food Services

Father's is a convenience store that offers a varied selection of food and drink. Each year, it contributes a portion of its income back to the Student Union as stated in the Student Union's contract with Sodexo. Sodexo's food service operations, including the Rathskellar and McNeil Room, also return a portion of their income to the Student Union.

### Auxiliary Businesses and Vendors

The Student Union building also hosts a variety of businesses that are not operated by Student Union employees. This budget accounts for the Campus Unisex Barber Shop, Ben

& Jerry's Ice Cream, and SEFCU. The Student Union charges rent or collects commission to these businesses, helping to offset the expenses of the Student Union.

### Income

Organization	Undergraduate	Graduate	Total
<i>Split by Enrollment</i>			
Father's Marketplace	\$65,601.11	\$14,011.89	\$79,613.00
Food Service	\$43,229.51	\$9,233.49	\$52,463.00
Auxiliary	\$63,943.22	\$13,657.78	\$77,601.00
<i>Split by Participation</i>			
Bookstore	\$349,053.71	\$59,674.29	\$408,728.00
Activity Fee	\$3,221,325.00	\$364,100.00	\$3,585,425.00
Summer Activity Fee	\$32,000.00	\$5,000.00	\$37,000.00
<b>Total</b>	<b>\$3,844,677.56</b>	<b>\$478,877.44</b>	<b>\$4,323,555.00</b>

This income offsets the Activity Fee based on the ratio of Undergraduates to Graduates that utilize each source of income.

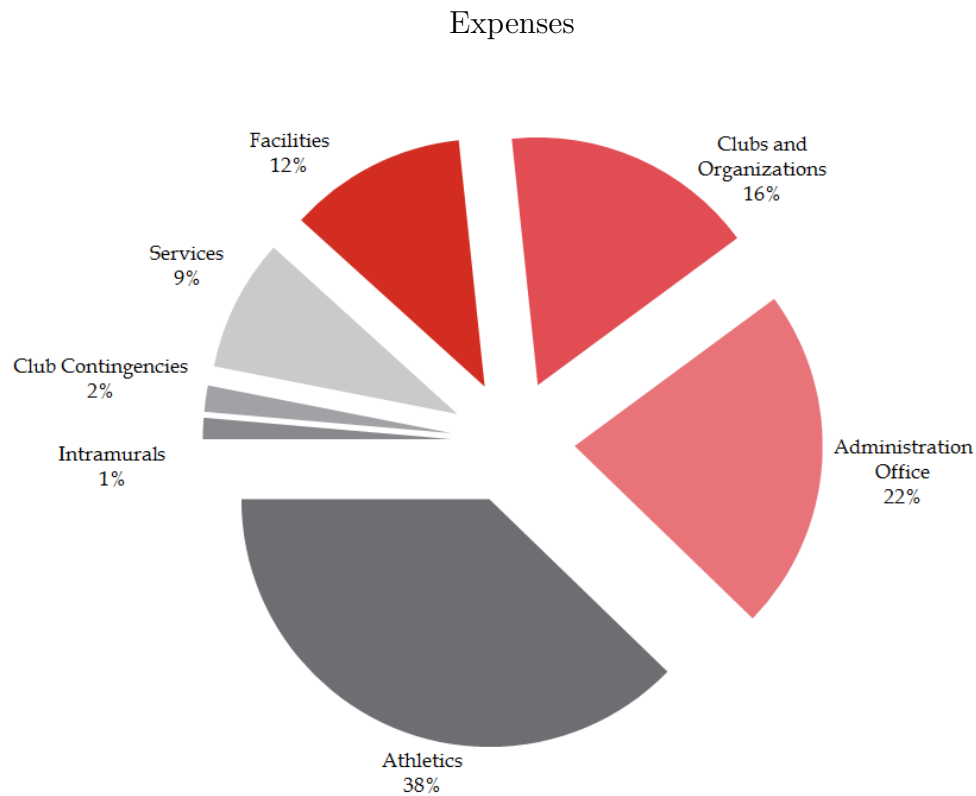
### Bookstore

The Student Union bookstore is one of the few in the country completely owned and operated by a Student Union. Aside from the Activity Fee, the bookstore is the Student Union's largest source of income. As students do not use the bookstore strictly according to the enrollment split, bookstore income is allocated based on a combination of credit hours and estimated participation. This new ratio (85.4% UG / 14.6% GR) more accurately reflects student involvement with the bookstore.

---

## Expenses

When calculating the Activity Fee for students, the Executive Board carefully considers student participation. In a similar manner to the allocation of income, the Board handles Graduate and Undergraduate expenses in two distinct ways: enrollment split and participation.



### Expense Activities by Enrollment Split

These activities are expensed based on the enrollment split (82.4% UG / 17.6% GR). They are allocated as such because they tend to be used by Graduates and Undergraduates in proportion to this enrollment ratio.

#### Service Organizations

These organizations provide services to the RPI community. These clubs and organizations include Student Government, RPI Ambulance, UPAC, RPI TV, *The Polytechnic*, and the performing arts organizations.



---

## **Men's Ice Hockey**

Enjoyed by both Undergraduate and Graduate students, Men's Ice Hockey is a popular spectator sport at RPI. Due to the high cost of maintaining a competitive Division I team, Ice Hockey tends to have the largest budget of any individual organization within the Union.

## **Mueller Center**

The Mueller Center fitness facility is one of the many valuable Student Union services. The Student Union pays for the equipment in the Mueller Center, including the exercise machines and televisions. The Student Union also pays for the upkeep and development of the Mueller Center through regular machine maintenance and repair. As the Mueller Center is a common use building, its expenses are attributed to Undergraduates and Graduates by the enrollment ratio.

## **Facilities**

In addition to staffing Student Union facilities, the Student Union pays for many of the operating costs of its own building and the Playhouse. The Facilities budget funds upkeep of these buildings and major equipment, including, for example, the fishtank in the Student Union's Welcome Lobby and the audio and lighting equipment in the Playhouse. This expense is split via the enrollment ratio because Student Union Facilities are used by all students.

## **Debt Service**

The Debt Service is critical to maintaining the Student Union; it consists of payments made to the outstanding debt of the Student Union from past projects, such as construction and renovations.

## **Administration Office**

The Administration Office budget includes the day-to-day expenses of the Student Union Administration Office, the salaries of Administration Office employees, and Student Union student staffing. This budget also provides general support for all clubs through phone services, van upkeep, and printer/copier maintenance. Programs that benefit the student body as a whole, such as the multicultural initiative and After Dark Programming, are also included in this budget.

## **Games Area**

The Games Area includes billiards, video games, and ping pong. Because the Games Area is free to use for all students, it is a net expense to the Student Union and its cost is allocated based on the enrollment ratio.

## **Legal Services**

The Student Union subsidizes Legal Services for all RPI students. Among other things, lawyers are available to review off-campus leases, assist with traffic violations, and provide

---

general legal advice. Any member of the Student Union may access these services, and as such the cost is allocated according to the enrollment ratio.

### **Intramural Athletics**

Intramural sports are popular among students, and administrative costs are the primary expense. This category includes all intramural sports except ice hockey because ice time is particularly expensive.

### **Club Contingency**

The Executive Board allocates money to be used for new club activity. This fund is used to finance starter budgets for new clubs, to fund new club programs, to repair critical equipment, and for other unforeseen events.

### **Club Travel Contingency with Graduate Eligibility**

The Executive Board allocates money to be used for non-guaranteed club travel expenses, typically national competitions requiring qualification. Additionally, this budget funds travel for clubs like Pep Band and WRPI, who support RPI's varsity athletics teams. Since this fund is available to both Graduates and Undergraduates, it is split by the enrollment ratio.

## **Expense Activities by Participation**

These activities are expensed to the Activity Fee based on their use by Graduates and Undergraduates. They are not used in proportion to the enrollment ratio, and therefore their costs are allocated based on participation.

### **Intercollegiate Athletics (ICA)**

This includes all Division I and III sports, except Men's Ice Hockey. The cost of each sport is allocated based on the percentage of Graduates and Undergraduates participating in a particular sport. This category also includes the General Overhead Budget, which consists of the administrative costs for the Athletics Department. The General Overhead Budget is totaled and then divided by the number of athletes to get a per athlete overhead cost. This number is then multiplied by the number of Men's Ice Hockey players and added to the Men's Ice Hockey budget while the remainder is included in the general ICA budget.

### **Intramural Ice Hockey**

Intramural Ice Hockey has a much lower graduate participation rate, and has higher costs than other intramural sports, and is thus allocated to the Undergraduate Activity Fee in a 97% to 3% split.

## Expenses

Organization	Undergraduate	Graduate	Total
<i>Split by Enrollment</i>			
Service Clubs	\$383,240.75	\$81,857.25	\$465,098.00
Administration Office	\$781,358.01	\$166,891.99	\$948,250.00
Men's Ice Hockey	\$174,629.50	\$37,299.50	\$211,929.00
Intramural Athletics (excl. Ice Hockey)	\$42,209.40	\$9,015.60	\$51,225.00
Games Area	\$5,768.00	\$1,232.00	\$7,000.00
Legal Services	\$31,737.18	\$6,778.82	\$38,516.00
Debt Service	\$213,325.36	\$45,564.64	\$258,890.00
Club Contingency	\$26,780.00	\$5,720.00	\$32,500.00
Club Travel Contingency (Graduate eligible)	\$24,720.00	\$5,280.00	\$30,000.00
Facilities	\$106,120.49	\$22,666.51	\$128,787.00
Mueller Center	\$299,130.13	\$63,891.87	\$363,022.00
<i>Split by Participation</i>			
ICA (excl. Ice Hockey)	\$1,386,904.39	\$1,166.55	\$1,388,071.00
Intramural Ice Hockey	\$7,063.54	\$218.46	\$7,282.00
General Clubs	\$220,431.51	\$15,304.49	\$235,736.00
Archer Center	\$58,200.00	\$1,800.00	\$60,000.00
Club Travel (UG only)	\$10,000.00	\$0.00	\$10,000.00
Clubhouse Pub	\$857.50	\$857.50	\$1,715.00
<b>Total</b>	<b>\$3,772,475.76</b>	<b>\$465,545.18</b>	<b>\$4,238,020.94</b>

### General Clubs

This category includes all clubs not designated as Service Clubs. The cost of General Clubs is determined by the UG/GR ratio in each individual club, multiplied by the subsidy of that specific club. For example, if a club has 6 undergraduates and 4 graduates, and its subsidy is \$100, \$60 will be expensed to the Undergraduate Activity Fee and \$40 will be expensed to the Graduate Activity Fee.

### Archer Center for Student Leadership

The Archer Center provides leadership training, team building, and other professional enrichment programs to students. It also administers Professional Development courses. The services of the Archer Center are accessed more frequently by Undergraduates, so the ex-

---

penses are allocated to the Activity Fee accordingly, in a 97% to 3% split.

### **Club Travel Contingency For Undergraduates Only**

The Board allocates money to be used for non-guaranteed club travel expenses, most typically national competitions requiring qualification. Additionally, this budget funds travel for clubs like Pep Band and WRPI, who support RPI's varsity athletics teams. Undergraduates use this fund more frequently than Graduates, and so this portion of Club Travel Contingencies is budgeted and paid for wholly by Undergraduates.

### **Clubhouse Pub**

The Clubhouse Pub was initially established to provide a service to students, not as a revenue generating business. While the Pub's profitability has fluctuated, at this time it is an expense, albeit one that provides a valuable service to students. Since this is not used in the same ratio as enrollment, the expenses are alternatively split in a 50% Undergraduate, 50% Graduate split.

---

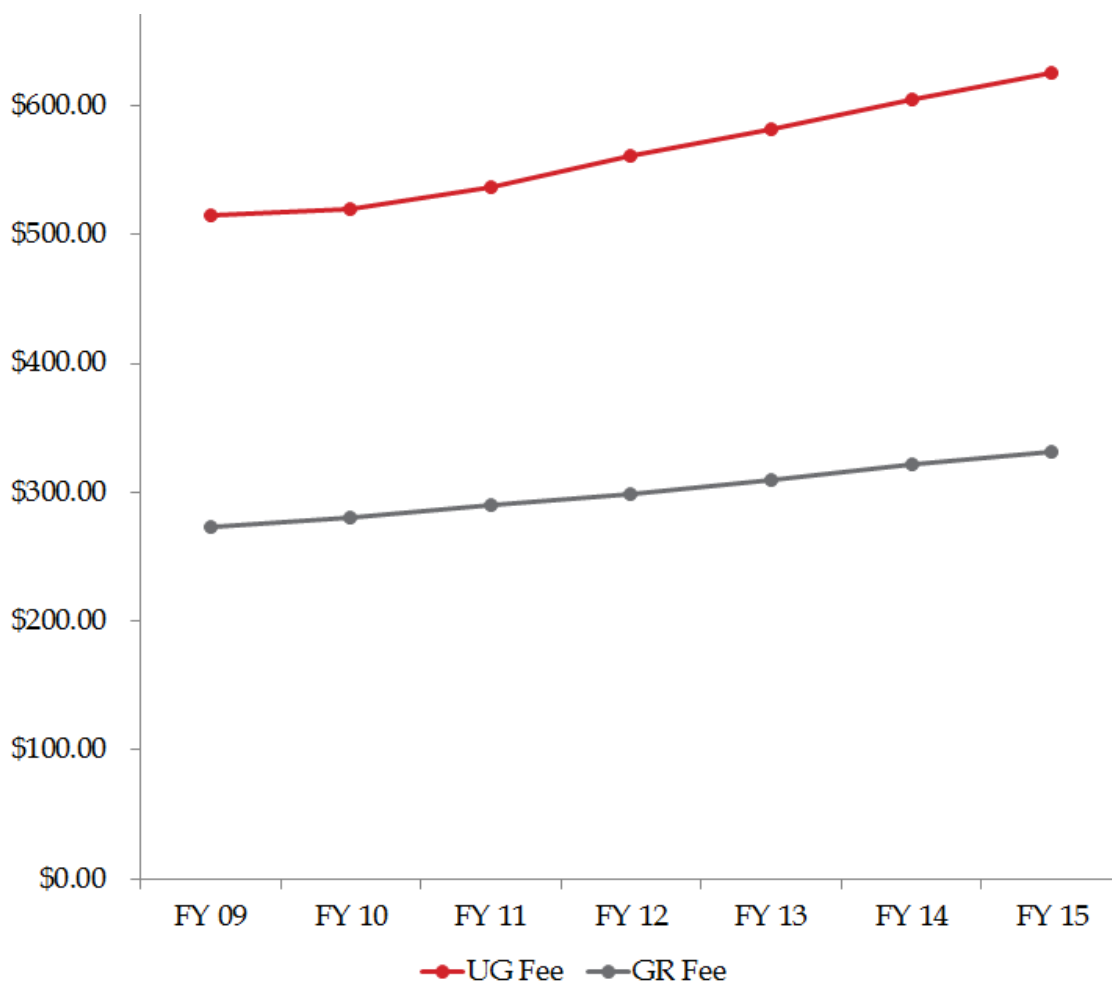
## Activity Fee

The Activity Fee, distributed across the student body, covers the difference between expenses and income. For simplicity in bookkeeping, the Activity Fee is rounded to the nearest dollar.

All current RPI students pay the Activity Fee and in exchange have access to all of the Student Union's resources. The Student Union operates year-round, and students who remain on campus during the summer must pay the Summer Activity Fee. The Summer Activity Fee is smaller and proportional to the length of the summer and the number of activities.

In addition to programming offered to the general student body, each Class Council hosts events designed to foster relationships within their class, including most notably Senior Week. Because the Activity Fee is designed to support non-academic endeavors, Class Council events are funded by Class Dues, a separate part of the Activity Fee.

Activity Fee History (Class Dues excluded)



Student clubs and organizations are perhaps the most visible beneficiaries of the Activity Fee. However, the Activity Fee also pays for numerous facilities and services, including the Student Union's legal service, much of the equipment in the Mueller Center, and discounted tickets to local shows. Student clubs and events benefit from the support of the Union Programming and Activities Committee (UPAC), including professional sound and lights services, and from the publicity and archiving services of the Student Union's media organizations.

Through funding by the Activity Fee, the Student Union staffs and operates the Student Union building, Mueller Center, Armory, and '87 Gym, providing equipment and space for recreational and club athletics. Furthermore, the Activity Fee supports RPI's Intercollegiate Athletics program, benefiting not only RPI's numerous student athletes, but also the general student body.

The Student Union does not pay for all the expenses of every club, and many funded clubs have dues or additional personal expenses. However, the Union continually strives to unite the student body, expand extracurricular life, promote community, and serve as a medium through which students can express their creativity.

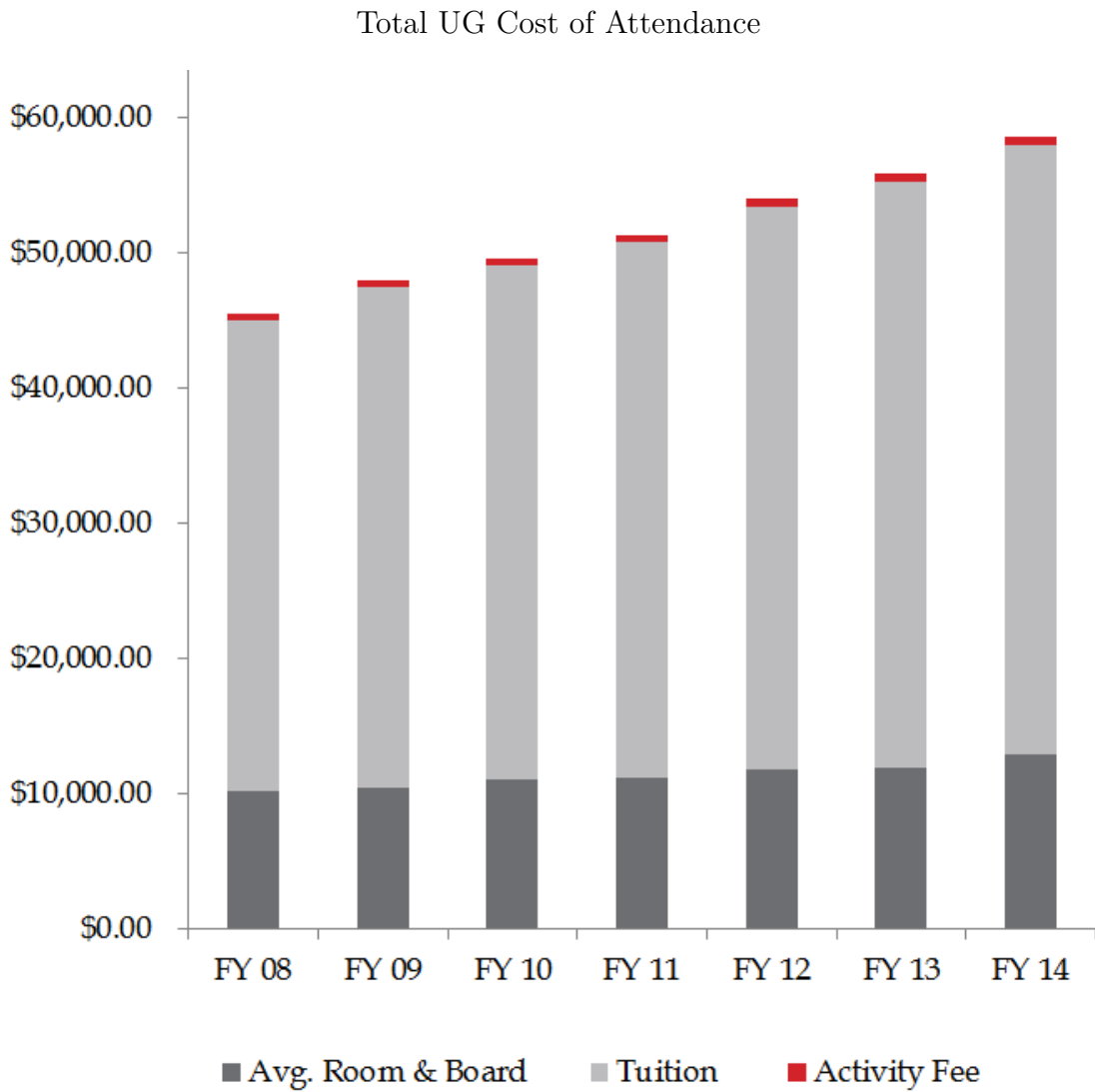
### Activity Fee

	FY 14	FY 15	Difference
<i>Undergraduate</i>			
Undergraduate Fee	\$605.50	\$625.50	3.30%
Class Dues	\$13.50	\$13.50	0.00%
<b>Total</b>	<b>\$619.00</b>	<b>\$639.00</b>	<b>3.23%</b>
<i>Graduate</i>			
Graduate Fee	\$322.00	\$331.00	2.79%
Class Dues	\$12.00	\$12.00	0.00%
<b>Total</b>	<b>\$334.00</b>	<b>\$343.00</b>	<b>2.69%</b>
<i>Summer</i>			
Summer Fee	\$11.00/wk	\$11.00/wk	0.00%

---

## Total Cost of Attendance

Relative to the overall cost of attending RPI, the Activity Fee is only a fraction of a percent and yet affords students access to all the clubs, facilities, and services supported by the Student Union.



## Appendix A: All Club Subsidies

Club Name	Members		Approved Expense			Approved Income			Approved Subsidy		
	UG	GR	FY14	FY15	% Chg.	FY14	FY15	% Chg.	FY14	FY15	% Chg.
<i>General Clubs</i>											
ACHA Hockey	27	0	\$41,924.00	\$40,794.00	-2.70%	\$30,000.00	\$25,625.00	-14.58%	\$11,924.00	\$15,169.00	27.21%
African & Caribbean Students Association (ACSA)	50	1	\$6,115.00	\$6,385.00	4.42%	\$1,200.00	\$750.00	-37.50%	\$4,915.00	\$5,635.00	14.65%
Aikido	9	0	\$7,193.00	\$7,608.00	5.77%	\$3,100.00	\$2,531.00	-18.35%	\$4,093.00	\$5,077.00	24.04%
Alianza Latina	66	5	\$5,775.00	\$6,345.00	9.87%	\$125.00	\$110.00	-12.00%	\$5,650.00	\$6,235.00	10.35%
American Red Cross	36	5	\$0.00	\$100.00	N/A	\$0.00	\$0.00	N/A	\$0.00	\$100.00	N/A
Archery Club	29	3	\$3,928.00	\$4,248.00	8.15%	\$2,684.00	\$2,583.00	-3.76%	\$1,244.00	\$1,665.00	33.84%
Asian Awareness Week	24	2	\$1,970.00	\$2,200.00	11.68%	\$1,900.00	\$1,850.00	-2.63%	\$70.00	\$350.00	400.00%
Astrophysical Society	18	3	\$641.00	\$1,773.00	176.60%	\$420.00	\$270.00	-35.71%	\$221.00	\$1,503.00	580.09%
Badminton	36	12	\$3,278.00	\$3,796.00	15.80%	\$3,105.00	\$3,060.00	-1.45%	\$173.00	\$736.00	325.43%
Ballroom Dance	61	23	\$40,436.00	\$41,710.00	3.15%	\$35,550.00	\$34,149.00	-3.94%	\$4,886.00	\$7,561.00	54.75%
Big Brothers Big Sisters	39	1	\$830.00	\$890.00	7.23%	\$0.00	\$0.00	0.00%	\$830.00	\$890.00	7.23%
Black Students Alliance	29	0	\$9,890.00	\$11,230.00	13.55%	\$750.00	\$500.00	-33.33%	\$9,140.00	\$10,730.00	17.40%
Capoeira	4	0	\$8,082.00	\$4,740.00	-41.35%	\$3,860.00	\$2,250.00	-41.71%	\$4,222.00	\$2,490.00	-41.02%
Cheerleading	9	0	\$7,723.00	\$7,715.00	-0.10%	\$2,665.00	\$2,586.00	-2.96%	\$5,058.00	\$5,129.00	1.40%
Chinese American Students Association	65	2	\$5,225.00	\$4,957.00	-5.13%	\$3,750.00	\$3,550.00	-5.33%	\$1,475.00	\$1,407.00	-4.61%
Chinese Students and Scholars Association	251	225	\$4,392.00	\$2,200.00	-49.91%	\$530.00	\$100.00	-81.13%	\$3,862.00	\$2,100.00	-45.62%
Circle K	44	0	\$2,515.00	\$1,885.00	-25.05%	\$1,285.00	\$240.00	-81.32%	\$1,230.00	\$1,645.00	33.74%
Colleges Against Cancer	48	0	\$567.00	\$315.00	-44.44%	\$0.00	\$0.00	0.00%	\$567.00	\$315.00	-44.44%
Crew	64	2	\$49,361.00	\$56,734.00	14.94%	\$32,272.00	\$39,726.00	23.10%	\$17,089.00	\$17,008.00	-0.47%
Curling Club	22	3	\$10,739.00	\$12,347.00	14.97%	\$7,320.00	\$7,514.00	2.65%	\$3,419.00	\$4,833.00	41.36%
Cycling	18	2	\$6,590.00	\$7,900.00	19.88%	\$5,982.00	\$6,044.00	1.04%	\$608.00	\$1,856.00	205.26%
Dance Club	42	4	\$14,393.00	\$15,838.00	N/A	\$7,440.00	\$7,800.00	N/A	\$6,953.00	\$8,038.00	N/A
Dance Dance Revolution	11	0	\$100.00	\$100.00	0.00%	\$50.00	\$50.00	0.00%	\$50.00	\$50.00	0.00%
Dance Team	18	0	\$0.00	\$3,882.00	N/A	\$0.00	\$1,610.00	N/A	\$0.00	\$2,272.00	N/A
Design Collective (DECO)	9	0	\$177.00	\$127.00	-28.25%	\$0.00	\$0.00	0.00%	\$177.00	\$127.00	-28.25%
Ecologic	16	0	\$990.00	\$1,045.00	5.56%	\$0.00	\$0.00	0.00%	\$990.00	\$1,045.00	5.56%
Embedded Hardware Club	22	0	\$250.00	\$1,350.00	440.00%	\$0.00	\$600.00	0.00%	\$250.00	\$750.00	200.00%

Continued on next page...



Club Name	Members		Approved Expense			Approved Income			Approved Subsidy		
	UG	GR	FY14	FY15	% Chg.	FY14	FY15	% Chg.	FY14	FY15	% Chg.
Engineers for a Sustainable World	16	2	\$1,850.00	\$665.00	-64.05%	\$250.00	\$250.00	0.00%	\$1,600.00	\$415.00	-74.06%
Engineers Without Borders	22	1	\$1,078.00	\$1,218.00	12.99%	\$350.00	\$400.00	14.29%	\$728.00	\$818.00	12.36%
Equestrian Club	32	3	\$38,616.00	\$39,893.00	3.31%	\$29,686.00	\$30,757.00	3.61%	\$8,930.00	\$9,136.00	2.31%
Fencing	23	5	\$15,762.00	\$16,033.00	1.72%	\$12,640.00	\$11,150.00	-11.79%	\$3,122.00	\$4,883.00	56.41%
Foreign Language Club	21	1	\$0.00	\$660.00	N/A	\$0.00	\$0.00	N/A	\$0.00	\$660.00	N/A
Game Development Club	235	1	\$1,730.00	\$1,450.00	-16.18%	\$0.00	\$0.00	0.00%	\$1,730.00	\$1,450.00	-16.18%
Gaming Alliance	260	13	\$2,050.00	\$450.00	-78.05%	\$1,600.00	\$0.00	-100.00%	\$450.00	\$450.00	0.00%
Gaming Club	14	0	\$475.00	\$460.00	-3.16%	\$135.00	\$110.00	-18.52%	\$340.00	\$350.00	2.94%
Habitat for Humanity	20	0	\$3,817.00	\$4,295.00	12.52%	\$2,236.00	\$1,911.00	-14.53%	\$1,581.00	\$2,384.00	50.79%
Hawaii Cultural Club	9	0	\$290.00	\$230.00	-20.69%	\$0.00	\$0.00	0.00%	\$290.00	\$230.00	-20.69%
Hong Kong Students Association	100	15	\$810.00	\$1,305.00	61.11%	\$460.00	\$1,130.00	145.65%	\$350.00	\$175.00	-50.00%
Indian Students Association	80	0	\$5,641.00	\$4,416.00	-21.72%	\$4,200.00	\$3,850.00	-8.33%	\$1,441.00	\$566.00	-60.72%
Iranian Students Association (IRANSA)	8	12	\$2,435.00	\$910.00	-62.63%	\$1,675.00	\$480.00	-71.34%	\$760.00	\$430.00	-43.42%
Isshinryu Karate	9	3	\$8,218.00	\$8,383.00	2.01%	\$4,548.00	\$4,448.00	-2.20%	\$3,670.00	\$3,935.00	7.22%
Japanese Cultural Association	33	2	\$1,147.00	\$750.00	-34.61%	\$200.00	\$210.00	5.00%	\$947.00	\$540.00	-42.98%
Judo Club	5	1	\$6,253.00	\$6,284.00	0.50%	\$3,560.00	\$4,210.00	18.26%	\$2,693.00	\$2,074.00	-22.99%
Juggling Club	78	4	\$600.00	\$500.00	-16.67%	\$300.00	\$200.00	-33.33%	\$300.00	\$300.00	0.00%
Kendo	14	1	\$1,530.00	\$1,605.00	4.90%	\$1,487.00	\$1,390.00	-6.52%	\$43.00	\$215.00	400.00%
Korean Students Association	54	3	\$780.00	\$665.00	-14.74%	\$380.00	\$410.00	7.89%	\$400.00	\$255.00	-36.25%
Kung Fu	6	0	\$0.00	\$2,689.00	N/A	\$0.00	\$2,542.00	N/A	\$0.00	\$147.00	N/A
Married Students Organization	0	10	\$600.00	\$1,070.00	78.33%	\$0.00	\$250.00	0.00%	\$600.00	\$820.00	36.67%
Mens Lacrosse Club	39	1	\$3,910.00	\$2,825.00	-27.75%	\$3,261.00	\$2,250.00	-31.00%	\$649.00	\$575.00	-11.40%
Model Railroad	27	3	\$3,117.00	\$2,584.00	-17.10%	\$700.00	\$0.00	-100.00%	\$2,417.00	\$2,584.00	6.91%
Outing Club	159	8	\$27,597.00	\$29,977.00	8.62%	\$22,970.00	\$23,365.00	1.72%	\$4,627.00	\$6,612.00	42.90%
Paintball	14	0	\$7,635.00	\$8,795.00	15.19%	\$6,315.00	\$6,325.00	0.16%	\$1,320.00	\$2,470.00	87.12%
Pakistan Students Association (PAKSA)	96	8	\$1,698.00	\$1,226.00	-27.80%	\$805.00	\$775.00	-3.73%	\$893.00	\$451.00	-49.50%
Philippine American League	22	0	\$1,990.00	\$2,220.00	11.56%	\$1,540.00	\$1,655.00	7.47%	\$450.00	\$565.00	25.56%
Photo Club	45	5	\$3,137.00	\$3,011.00	-4.02%	\$2,528.00	\$2,433.00	-3.76%	\$609.00	\$578.00	-5.09%
Pride Alliance	55	10	\$1,925.00	\$1,655.00	-14.03%	\$500.00	\$1,100.00	120.00%	\$1,425.00	\$555.00	-61.05%
Quidditch Club	33	0	\$2,263.00	\$5,075.00	24.26%	\$1,621.00	\$3,468.00	113.94%	\$642.00	\$1,607.00	150.31%
Quiz Bowl Club	1	2	\$2,555.00	\$2,250.00	-11.94%	\$1,620.00	\$1,296.00	-20.00%	\$935.00	\$954.00	2.03%
Racquetball	12	3	\$10,178.00	\$10,198.00	0.20%	\$5,860.00	\$6,340.00	8.19%	\$4,318.00	\$3,858.00	-10.65%
Rifle Club	11	2	\$8,920.00	\$8,720.00	-2.24%	\$7,540.00	\$6,050.00	-19.76%	\$1,380.00	\$2,670.00	93.48%

Continued on next page...

Club Name	Members		Approved Expense			Approved Income			Approved Subsidy		
	UG	GR	FY14	FY15	% Chg.	FY14	FY15	% Chg.	FY14	FY15	% Chg.
RPI Antislavery	4	0	\$0.00	\$125.00	N/A	\$0.00	\$0.00	N/A	\$0.00	\$125.00	N/A
RPI Bhangra	14	1	\$3,133.00	\$7,113.00	127.03%	\$1,348.00	\$4,322.00	220.62%	\$1,785.00	\$2,791.00	56.36%
RPI Debate Club	39	2	\$0.00	\$1,236.00	N/A	\$0.00	\$550.00	N/A	\$0.00	\$686.00	N/A
RPI Flying Club	30	0	\$25,620.00	\$22,171.00	-13.46%	\$21,325.00	\$17,647.00	-17.25%	\$4,295.00	\$4,524.00	5.33%
RPISEC	188	7	\$1,650.00	\$4,530.00	174.55%	\$866.00	\$2,625.00	203.12%	\$784.00	\$1,905.00	142.98%
Rugby	50	0	\$28,865.00	\$30,245.00	N/A	\$18,593.00	\$18,089.00	N/A	\$10,272.00	\$12,156.00	N/A
Sailing	15	0	\$5,608.00	\$5,693.00	1.52%	\$1,541.00	\$1,787.00	15.96%	\$4,067.00	\$3,906.00	-3.96%
Science Fiction Society	21	0	\$18,246.00	\$26,826.00	47.02%	\$18,056.00	\$26,770.00	48.26%	\$190.00	\$56.00	-70.53%
SCUBA	8	1	\$6,225.00	\$4,128.00	-33.69%	\$2,890.00	\$1,704.00	-41.04%	\$3,335.00	\$2,424.00	-27.32%
Ski and Snowboard Club	332	54	\$57,550.00	\$44,653.00	-22.41%	\$50,900.00	\$43,747.00	-14.05%	\$6,650.00	\$906.00	86.38%
Ski Team	32	0	\$28,850.00	\$28,880.00	0.10%	\$18,953.00	\$16,963.00	-10.50%	\$9,897.00	\$11,917.00	20.41%
Sports Car Association	5	0	\$160.00	\$340.00	112.50%	\$0.00	\$220.00	0.00%	\$160.00	\$120.00	-25.00%
Sport TaeKwonDo	25	1	\$3,647.00	\$3,627.00	-0.55%	\$3,240.00	\$2,922.00	-9.81%	\$407.00	\$705.00	73.22%
Student Veterans Association	12	2	\$0.00	\$280.00	N/A	\$0.00	\$0.00	N/A	\$0.00	\$280.00	N/A
Swim Club	12	5	\$488.00	\$873.00	78.89%	\$263.00	\$525.00	99.62%	\$225.00	\$348.00	54.67%
Table Tennis	14	5	\$1,955.00	\$1,915.00	-2.05%	\$1,857.00	\$1,790.00	-3.61%	\$98.00	\$125.00	27.55%
Tae Kwon Do	8	1	\$7,710.00	\$7,710.00	0.00%	\$4,725.00	\$5,025.00	6.35%	\$2,985.00	\$2,685.00	-10.05%
Taiwanese Students Association	115	8	\$915.00	\$0.00	-100.00%	\$370.00	\$0.00	-100.00%	\$545.00	\$0.00	-100.00%
Turkish Students Association (TURKSA)	40	9	\$1,605.00	\$580.00	-63.86%	\$990.00	\$110.00	-88.89%	\$615.00	\$470.00	-23.58%
Ultimate Frisbee	68	5	\$29,780.00	\$20,240.00	-32.03%	\$22,315.00	\$13,280.00	-40.49%	\$7,465.00	\$6,960.00	-6.76%
Volleyball	39	1	\$10,719.00	\$10,659.00	-0.56%	\$7,664.00	\$6,834.00	-10.83%	\$3,055.00	\$3,825.00	25.20%
Water Polo	18	2	\$15,209.00	\$14,935.00	-1.80%	\$8,738.00	\$6,895.00	-21.09%	\$6,471.00	\$8,040.00	24.25%
Wrestling	15	0	\$21,782.00	\$23,347.00	7.18%	\$11,775.00	\$10,993.00	-6.64%	\$10,007.00	\$12,354.00	23.45%
<b>General Total</b>	<b>3753</b>	<b>516</b>	<b>\$671,748.00</b>	<b>\$680,787.00</b>	<b>1.35%</b>	<b>\$459,364.00</b>	<b>\$445,051.00</b>	<b>-3.12%</b>	<b>\$212,384.00</b>	<b>\$235,736.00</b>	<b>11.00%</b>
<i>Service Clubs</i>											
8th Street Swing Band	27	1	\$605.00	\$755.00	24.79%	\$0.00	\$0.00	0.00%	\$605.00	\$755.00	24.79%
Afro-Cuban Jazz Orchestra	22	0	\$6,324.00	\$6,314.00	-0.16%	\$0.00	\$0.00	0.00%	\$6,324.00	\$6,314.00	-0.16%
Autoshop	35	0	\$1,504.00	\$2,494.00	65.82%	\$900.00	\$900.00	0.00%	\$604.00	\$1,594.00	163.91%
Community Service	1	0	\$0.00	\$22,020.00	N/A	\$0.00	\$0.00	N/A	\$0.00	\$22,020.00	N/A
Executive Board	16	2	\$8,722.00	\$8,718.00	3.39%	\$0.00	\$0.00	0.00%	\$8,722.00	\$8,718.00	3.39%
GM Week	23	0	\$45,720.00	\$44,640.00	-2.36%	\$3,500.00	\$1,950.00	-44.29%	\$42,220.00	\$42,690.00	1.11%
Jazz Ensemble	51	2	\$20,038.00	\$13,663.00	-31.81%	\$3,924.00	\$700.00	-82.16%	\$16,114.00	\$12,963.00	-19.55%
Judicial Board	4	1	\$1,450.00	\$1,600.00	10.34%	\$0.00	\$0.00	0.00%	\$1,450.00	\$1,600.00	10.34%

Continued on next page...

Club Name	Members		Approved Expense			Approved Income			Approved Subsidy		
	UG	GR	FY14	FY15	% Chg.	FY14	FY15	% Chg.	FY14	FY15	% Chg.
Pep Band	68	2	\$12,433.00	\$12,583.00	1.21%	\$0.00	\$0.00	0.00%	\$12,433.00	\$12,583.00	1.21%
Percussion Ensemble	6	1	\$6,169.00	\$5,894.00	-4.46%	\$0.00	\$0.00	0.00%	\$6,169.00	\$5,894.00	-4.46%
Players	127	0	\$29,113.00	\$28,763.00	-1.20%	\$9,764.00	\$9,764.00	0.00%	\$19,349.00	\$18,999.00	-1.81%
Polytechnic	11	0	\$84,851.00	\$69,680.00	-17.88%	\$84,851.00	\$69,680.00	-17.88%	\$0.00	\$0.00	0.00%
Red Army	69	0	\$2,710.00	\$4,730.00	74.54%	\$750.00	\$0.00	-100.00%	\$1,960.00	\$4,730.00	141.33%
Rensselyrics	11	0	\$6,405.00	\$1,910.00	-70.18%	\$1,480.00	\$1,460.00	-1.35%	\$4,925.00	\$450.00	-90.86%
RMA (Rensselaer Music Association)	23	3	\$5,366.00	\$18,480.00	244.39%	\$0.00	\$0.00	0.00%	\$5,366.00	\$18,480.00	244.39%
RPI Ambulance	51	1	\$22,829.00	\$22,715.00	-0.50%	\$1,495.00	\$1,140.00	-23.75%	\$21,334.00	\$21,575.00	1.13%
RPI TV	25	1	\$17,448.00	\$11,783.00	-32.47%	\$725.00	\$725.00	0.00%	\$16,723.00	\$11,058.00	-33.88%
Sheer Idiocy	8	0	\$880.00	\$1,055.00	19.89%	\$0.00	\$270.00	0.00%	\$880.00	\$785.00	-10.80%
Statler & Waldorf	19	2	\$0.00	\$145.00	N/A	\$0.00	\$0.00	N/A	\$0.00	\$145.00	N/A
Student Senate	24	4	\$6,730.00	\$4,220.00	-37.30%	\$0.00	\$0.00	0.00%	\$6,730.00	\$4,220.00	-37.30%
Symphonic Band	49	2	\$5,407.00	\$4,517.00	-16.46%	\$0.00	\$0.00	0.00%	\$5,407.00	\$4,517.00	-16.46%
Symphony Orchestra	103	9	\$410.00	\$0.00	-100.00%	\$0.00	\$0.00	0.00%	\$410.00	\$0.00	-100.00%
TerraCafe	18	0	\$605.00	\$840.00	38.84%	\$0.00	\$0.00	0.00%	\$605.00	\$840.00	38.84%
Transit Yearbook	5	0	\$38,215.00	\$38,335.00	0.31%	\$19,375.00	\$19,375.00	0.00%	\$18,840.00	\$18,960.00	0.64%
Undergraduate Council	7	0	\$0.00	\$0.00	0.00%	\$0.00	\$0.00	0.00%	\$0.00	\$0.00	0.00%
Union Speakers Forum	7	2	\$37,150.00	\$43,400.00	16.82%	\$0.00	\$0.00	0.00%	\$37,150.00	\$43,400.00	16.82%
UPAC Cinema	18	0	\$56,276.00	\$48,926.00	-13.06%	\$21,825.00	\$21,825.00	0.00%	\$34,451.00	\$27,101.00	-21.33%
UPAC Comedy	26	1	\$26,245.00	\$28,095.00	7.05%	\$0.00	\$0.00	0.00%	\$26,245.00	\$28,095.00	7.05%
UPAC Concerts	48	2	\$64,458.00	\$62,974.00	-2.30%	\$12,600.00	\$12,600.00	0.00%	\$51,858.00	\$50,374.00	-2.86%
UPAC General	9	0	\$5,020.00	\$5,000.00	-0.40%	\$0.00	\$0.00	0.00%	\$5,020.00	\$5,000.00	-0.40%
UPAC Lights	64	1	\$17,914.00	\$19,869.00	10.91%	\$5,250.00	\$5,500.00	4.76%	\$12,664.00	\$14,369.00	13.46%
UPAC Sound	63	1	\$12,300.00	\$13,818.00	12.34%	\$800.00	\$800.00	0.00%	\$11,500.00	\$13,018.00	13.20%
W2SZ HAM Radio	8	2	\$4,721.00	\$3,885.00	-17.71%	\$810.00	\$1,050.00	29.63%	\$3,911.00	\$2,835.00	-27.51%
Winter Carnival	9	0	\$18,000.00	\$22,860.00	27.00%	\$0.00	\$0.00	0.00%	\$18,000.00	\$22,860.00	27.00%
WRPI	36	2	\$35,653.00	\$38,156.00	7.02%	\$0.00	\$0.00	0.00%	\$35,653.00	\$38,156.00	7.02%
<b>Service Total</b>	<b>1091</b>	<b>42</b>	<b>\$601,066.00</b>	<b>\$612,832.00</b>	<b>1.96%</b>	<b>\$168,049.00</b>	<b>\$147,739.00</b>	<b>-12.09%</b>	<b>\$433,017.00</b>	<b>\$465,093.00</b>	<b>7.41%</b>
<i>All Club Total</i>											
<b>Total</b>	<b>4844</b>	<b>558</b>	<b>\$1,272,814.00</b>	<b>\$1,293,619.00</b>	<b>1.63%</b>	<b>\$627,413.00</b>	<b>\$592,790.00</b>	<b>-5.52%</b>	<b>\$645,401.00</b>	<b>\$700,829.00</b>	<b>8.59%</b>

## Appendix B: All ICA Subsidies

Organization	FY 14	FY 15	% Chg.
Baseball	\$87,233.00	\$92,822.00	6.41%
Field Hockey	\$39,207.00	\$40,799.00	4.06%
Football	\$133,534.00	\$141,683.00	6.10%
ICA General	\$115,880.00	\$92,667.00	-20.03%
Golf	\$27,949.00	\$26,865.00	-3.88%
Men's Basketball	\$45,654.00	\$52,366.00	14.70%
Men's Ice Hockey	\$369,645.00	\$204,746.00	-44.61%
Men's Lacrosse	\$48,646.00	\$55,890.00	14.89%
Men's Soccer	\$39,752.00	\$45,227.00	13.77%
Men's Tennis	\$36,508.00	\$42,012.00	15.08%
Softball	\$57,521.00	\$60,310.00	4.85%
Sports Information	\$18,048.00	\$19,948.00	10.53%
Strength & Conditioning	\$13,216.00	\$15,115.00	14.37%
Swimming	\$82,988.00	\$83,183.00	0.23%
Track	\$151,689.00	\$166,618.00	9.84%
Training Room	\$35,191.00	\$37,204.00	5.72%
Women's Basketball	\$48,219.00	\$57,599.00	19.45%
Women's Ice Hockey	\$191,881.00	\$193,069.00	0.62%
Women's Lacrosse	\$31,555.00	\$33,189.00	5.18%
Women's Soccer	\$48,866.00	\$50,447.00	3.24%
Women's Tennis	\$37,446.00	\$47,288.00	26.28%
X-Country	\$33,902.00	\$40,953.00	20.80%
<b>Total</b>	<b>\$1,694,530.00</b>	<b>\$1,600,000.00</b>	<b>-5.58%</b>

---

## Appendix C: Administration Budgets

<b>Budget</b>	<b>Undergraduate</b>	<b>Graduate</b>	<b>Total</b>
Marketing	\$22,358.42	\$4,775.58	\$27,134.00
Multicultural & Diversity	\$6,616.72	\$1,413.28	\$8,030.00
RU Clubs and Organizations Support	\$34,257.80	\$7,317.20	\$41,575.00
RU Student Staff	\$106,571.22	\$22,762.78	\$129,334.00
Student Activities (Special Events)	\$16,859.04	\$3,600.96	\$20,460.00
Student Activities (Summer)	\$2,978.76	\$636.24	\$3,615.00
After Dark Programming	\$12,483.60	\$2,666.40	\$15,150.00
Big Red Freakout	\$4,783.32	\$1,021.68	\$5,805.00
Administration Office	\$566,340.97	\$120,966.03	\$687,307.00
Performing Arts Committee	\$8,108.16	\$1,731.84	\$9,840.00
<b>TOTAL</b>	<b>\$781,358.01</b>	<b>\$166,891.99</b>	<b>\$948,250.00</b>

---

## Union Annual Report: Fiscal Year 2015

### Union Annual Report Committee

Frank Abissi (Senate/E-Board Liaison)  
Timothy Breen  
Charles Carletta (Grand Marshal)  
Tyler Cowan  
Christina Gilliland  
Chaz Goodwine  
Paul Ilori  
Joshua Plottel  
Gretchen Sileo (President of the Union)  
Jordan Simonds  
Joseph Venusto

### Student Union Executive Board

Frank Abissi (Senate/E-Board Liaison)  
Ramneik S. Bathla  
Paul Blejwas  
Nimit Dhulekar  
Colin Fortuner  
Chaz Goodwine  
Erica Hutchins  
Matthew Kosman (Vice President)  
Joyce Liu  
Andrew Lynch  
Karl Meier  
Eric A. Ray  
Gretchen Sileo (President of the Union)  
Kai Shi

### *Advisors*

Joe Cassidy (Director of the Union)  
Martha McElligott (Business Administrator)  
Holly Nelson (Communications Specialist)

---

Please contact the Union Annual Report Committee or the Student Union Executive Board at [activity-fee@union.rpi.edu](mailto:activity-fee@union.rpi.edu) with any questions or concerns about the budgeting process, the Executive Board, the UAR, or the Activity Fee.

Please note that the Union budget for FY 2015 is not official until it has been approved by the Rensselaer Polytechnic Institute Board of Trustees as of early March 2014. The Activity Fee recommendation and Annual Report were approved by the Rensselaer Student Senate on DATE NOT LISTED (NO VOTE LISTED). Both were also approved by the Union Annual Report Committee on January 29, 2014 (5-0). The information contained in this Annual Report is public information to all members of the RPI community.

All text, graphs, and other visual elements within this document are copyrighted properties of the Rensselaer Union. Express written approval from the Rensselaer Union Administration Office (518-276-6505) must be obtained in order to use any part of this document.