

UAR FISCAL YEAR 2016



RENSSELAER
UNION 

Rensselaer Union
Executive Board

Contents

Contents	2
Union Annual Report: Fiscal Year 2016	3
Rensselaer Union Highlights	4
Club/Organization Development	5
The Executive Board and the Budget Process	6
Budgeting Timeline	6
Budgeting Considerations	7
Budget Notes	9
Clubs	9
Athletics	10
Rensselaer Union Expenses	10
Income	11
Income Programs	11
Expenses	13
Expense Programs by Enrollment Split	13
Expense Programs by Participation	16
Activity Fee	18
Total Cost of Attendance	22
Appendix A: All Club Subsidies	23
Appendix B: All ICA Subsidies	26
Appendix C: All Club Returns	27
Union Annual Report 2014-2015 Contributors	30

Union Annual Report: Fiscal Year 2016

Since its founding in 1890, the Rensselaer Union has created a more dynamic student experience. Our Rensselaer Union is unique; it is the only student-funded and student-run union in the country associated with a private institution. The Rensselaer Union, managed entirely by students, supports programs and activities for over 250 student clubs and organizations, available to all Activity Fee paying members. The Rensselaer Union provides its members with the opportunity to grow as leaders, work effectively in teams, and to explore interests outside of their academics. Approaching its 125th Anniversary, the Rensselaer Union continues remains true to its original purpose - as stated in the Rensselaer Union Constitution:

“The purpose of this Union shall be to unite all its members in a commitment to the ideals for which Rensselaer stands, to expand the extracurricular life at Rensselaer, to coordinate all student organizations, to act as a means through which student opinion can be expressed, and to work with all other members of the Rensselaer community to encourage student initiative and to lead student action in all interests which will serve the welfare and betterment of Rensselaer.”

The President of the Union (PU) is elected by the student body and appoints an Executive Board of fifteen students, which is responsible for the Rensselaer Union’s budget. The Rensselaer Union Executive Board serves as the chief financial body of the Rensselaer Union, responsible for preparing and approving the budget for the following fiscal year, administering current Union funds, and managing the business affairs of the Rensselaer Student Union and subsidiary facilities. The Union Annual Report Committee, chaired by the Senate-Executive Board Liaison, presents the Union Activity Fee recommendation for the following fiscal year in the Union Annual Report. This recommendation is based on the budget created by the Executive Board which balances the interest of the student body with the financial capabilities of the Rensselaer Union. This committee then presents the recommendation to the Rensselaer Union Student Senate, the primary legislative and policy-making body of the Union. The Senate is responsible for finalizing the Activity Fee recommendation. This recommendation is then subject to the approval of the Rensselaer Board of Trustees.

All members of the Rensselaer Union have the right to know where the \$658.00 Undergraduate and \$353.00 Graduate Activity Fees will be distributed next year to support that purpose. The Union Annual Report (UAR) provides transparency in the budgeting process and the role of student government in that process. The UAR contains information on Union expenses, sources of revenue, and the process by which student leadership recommends the Activity Fee for undergraduate and graduate students. Students are encouraged to explore this document, ask questions of Student Government, and get involved.

Rensselaer Union Highlights

This year, the Executive Board significantly expanded the Rensselaer Union's offerings while keeping the Activity Fee increase under 3%.

- The Rensselaer Union will celebrate its 125th Anniversary with special events planned for GM Week 2015, Family Weekend, Alumni Weekend, and other occasions spread throughout the year with a finale during GM Week 2016.
- The Rensselaer Student Union saw significant changes to its food service options. AFC Sushi moved to its new location in Father's Marketplace and added hot rice bowls to its menu. The Rathskellar welcomed the addition of Mega Burger for made-to-order burgers and giant pizza slices from Cusato's Pizza. In the McNeil Room, Thunder Mountain Curry, Maxx Deli, Salad FX, and Sandella's all expanded their menu offerings, which are displayed on new digital menu boards.
- The Mueller Center has improved its facilities with new flooring in the weight room and new equipment including rowing machines, upright bikes, and a new cable crossover machine.
- Rensselaer Union student staff developed and launched a new website. It features individual landing pages for each student club and organization, which are able to be easily searched. The website also feeds live information from Rensselaer Union social media outlets and incorporates a responsive web design that adjusts the content display for all devices.
- The Rensselaer Union Software Developers released CMS 2.0, an improved Club Management System. CMS 2.0 now updates within 24 hours after any purchases are made or club revenue is received. Additional improvements include a budget navigation feature, helpful tooltips, responsive web design, a new user interface, better search functionality, and increased data security.
- The well-worn floor in the Student Activities Room in Academy Hall has been replaced with a dance-quality floor, transforming the space into a dance studio.
- The Rensselaer Union will hire about 200 work-study and non work-study student staff. Student staffing supports the Administration Office, Clubhouse Pub, Games Area, Mueller Center, Rensselaer Union Welcome Desk, RPI Bookstore, Wellness Institute, and '87 Gym. The staff fills various roles such as Building Supervisors, Facilities Assistants, Graphic Designers, Photographers, Software Engineers, System Administrators, and Webmasters.

Club/Organization Development

Rensselaer Union classifies clubs into two major categories: Recognized and Affiliated. All clubs have access to Rensselaer Union resources such as meeting and event spaces, vehicle rentals, web space, email lists, and more. All Affiliated clubs are not funded and Recognized clubs may be classified as Funded or Unfunded. An Unfunded club hosts programs that are financially supported outside of the Rensselaer Union. A Funded club may request funds to subsidize program costs and further the student experience. Student clubs and organizations are constantly growing and the Executive Board approved the following changes in club status in 2014:

2014 Club Status Changes

Organization	Affiliated	Recognized	Funded
Kung Fu Club			✓
LifeNets	✓		
Rensselaer Hackathon Organization		✓	
RPI CANstruction		✓	✓
RPI Cricket			✓
RPI Debate Club			✓
RPI Humans vs. Zombies			✓
RPI Men's Club Soccer			✓
RPI Student Veterans of America			✓
RPI Women's Club Soccer		✓	✓
RPIgnite			✓
School of Science Graduate Student Council	✓		
Women's Golf Club		✓	✓

The Executive Board and the Budget Process

The Rensselaer Union Executive Board serves as the chief financial body of the Rensselaer Union, responsible for preparing and approving the budget for the following fiscal year, administering current Union funds, and managing the business affairs of the Rensselaer Student Union and its other facilities.

Budgeting Timeline

April: The President of the Union is elected and students may apply for the Executive Board. All applicants are interviewed and then the Executive Board representatives are selected by the President of the Union, and confirmed by the Student Senate.

May-August: The fiscal year officially begins July 1st.

September-October: The Student Activities Fair is held during the first week of classes. All Rensselaer Union Funded clubs are required to attend. Recognized and Affiliated clubs are also encouraged to attend. At this time, Executive Board representatives meet with their clubs and assist them as necessary. The Rensselaer Union also hosts Financial, Travel, and Leadership Training Sessions for club officers and the student body.

November: The Executive Board finalizes and announces budgeting deadlines. Clubs begin to develop their budgets and discuss them with their Executive Board representative and Student Activities Resource Person (SARP). Preliminary budgets are due in early November.

December: Executive Board representatives hold final meetings with their assigned clubs to understand each club's needs, and final budgets are due around finals week. The Executive Board officially reviews athletic and general Rensselaer Union budgets before Winter Break.

January: The Executive Board returns to Rensselaer before the Spring Semester begins to officially review club budgets. Budgets are released to clubs, and clubs may submit budget appeals. To submit an appeal the club first discusses their appeal with their Executive Board representative and their Student Activities Resource Person (SARP). Any appeal that cannot be resolved through reallocation is then heard by the entire Executive Board and voted on. This year all budgets were released on Sunday, January 25th, 2015, with appeals due Wednesday, January 28th, 2015. Appeals were heard by the Executive Board on Saturday, January 31st. This year only one appeal required a hearing before the Executive Board. Once appeals are finalized, the Union Annual Report Committee, a standing joint committee of the Executive Board and the Student Senate

chaired by the Senate-Executive Board Liaison, determines the Activity Fee recommendation for undergraduate and graduate students, and prepares the Union Annual Report.

February: The Union Annual Report and Activity Fee recommendation are presented to the Student Senate, the chief legislative body of the Rensselaer Union, for a vote of approval.

March: The Rensselaer Union budget recommendation is presented to the Vice President for Student Life, the President of the Institute, and the Rensselaer Board of Trustees.

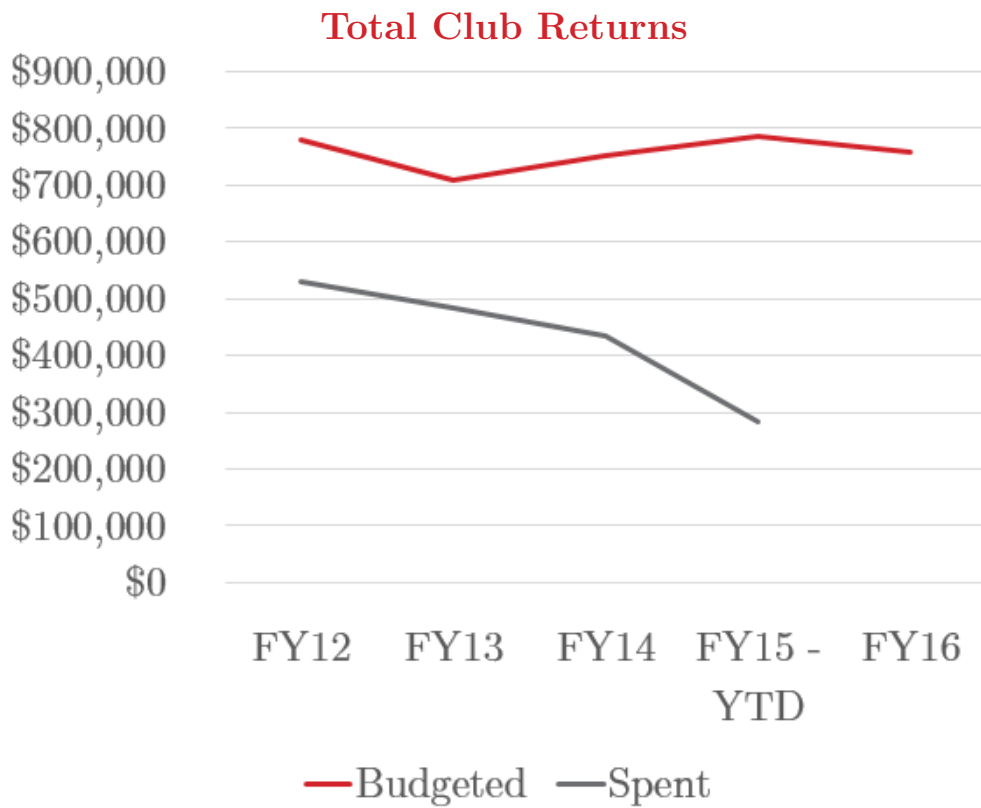
Budgeting Considerations

In determining program subsidy, the Executive Board considers whether each goal or service benefits only club members, or whether they provide a valuable service for the entire Rensselaer community. The club membership and the budget allocation across the club members is also considered.

The Executive Board discussed numerous goals before opening official budget reviews. Chiefly, the Executive Board approached budgeting with the goal of limiting the increase of the Activity Fee recommendation to a 3% maximum. Additionally, the Executive Board critically examined new programs, transfers to reserves, equipment purchases, and travel. Finally, the Executive Board did not allow increases in salaries for coaches or instructors.

As the Union will be celebrating its 125th Anniversary during FY16, the Executive Board ensured sufficient funds were budgeted for one time expenses related to celebrations and special events.

At the end of a fiscal year, clubs return excess subsidy either from spending less than a program's budgeted amount or for not holding a budgeted program. Excess subsidy is then transferred to The Union General Reserves. The Union General Reserves are maintained and drawn from only following emergencies that force an account to have a negative balance. This reserve allows the Rensselaer Union to remain self-sufficient and continuously offer programs and services despite unforeseen costs.



	FY12	FY13	FY14	FY15 - YTD	FY16	Average
Budgeted	\$778,726	\$710,250	\$747,061	\$784,756	\$758,456	\$756,963
Spent	\$529,764	\$485,179	\$432,010	\$284,583		\$433,714
Returned	\$248,961	\$225,071	\$315,051			\$263,776
% Returned	32%	32%	42%			35%

Budget Notes

The original Rensselaer Union Constitution states that:

“we, the students of the Rensselaer Polytechnic Institute, desirous of promoting the best interests of the Institute in athletics, amusements, etc., do hereby form ourselves into a body of men, thereby the better to produce the result aimed at, viz.: the bringing of our athletics into the first college ranks and our various clubs into a prominence second to none.”

Each year, the Executive Board reviews the Rensselaer Union budget, adapting it to the changing needs of the student body with funds specifically allocated for student-led initiatives.

Clubs

In order to support students that work club programs for extended hours, the Executive Board may fund food at certain events. Any specific activity must provide a service to the student body and last more than 5 hours to be eligible for food funding. Eligible activities will be subsidized at \$3 per activity fee-paying club member in attendance. Other changes to the budgeting guidelines are a decrease in the maximum allotment of reception funds from \$1,000 to \$500. The total proposed club food subsidy for FY16 is \$67,152, as opposed to \$54,753 in FY15 and \$60,633 in FY14.

The maximum subsidy for lodging in rural and urban areas was increased from \$100 / \$150 per room per night to \$125 / \$175, respectively. Lastly, approved club travel was once again subsidized at 40% of total cost in FY16, a return from 50% in FY15.

To ensure that clubs effectively achieve their philanthropic goals, the Executive Board has required that approval be given by the club’s Student Activity Resource Person (SARP) in coordination with Institute Advancement before crowd-sourcing or soliciting parents, alumni, or social media for donations.

To address inactive financial accounts, the Executive Board has updated the club sunset policy to include procedures for the closing of unused club accounts. Additionally, Rensselaer Union accounts operated by Class Councils will now be closed upon the graduation of that class, and the settling of all outstanding transactions.

Since clubs constantly develop and change their programs and services, clubs may make budget alterations mid-year. Clubs may speak with their Executive Board representative and their Student

Activities Resource Person (SARP) to reallocate program funds within their budget. Clubs may also request additional funding. If their proposal is approved, funds will be drawn from Club Contingency or Club Travel Contingency. Club Contingency funds are available to all Rensselaer Union Funded clubs to finance starter budgets, new club programs, repairs of critical club equipment, and other unforeseen expenses. Club Travel Contingency funds are available to all Rensselaer Union Funded clubs for non-guaranteed club travel expenses, typically national competitions requiring qualifications.

Athletics

The Executive Board approved a \$1.6 million subsidy or 0% increase from FY15 for Intercollegiate Athletics (ICA) with an additional \$100,233 to be transferred from ICA reserves.

The distribution of the general Overhead Budget of \$175,244 to the ICA sports is used to support 567 travel team athletes, with the cost per ICA athlete of \$309.07.

Rensselaer Union Expenses

The Rensselaer Union Administration Office Budget increased by 25.97% due to a consolidation of salaries which were moved from the Mueller Center and Facilities budgets to the Rensselaer Union Administration Office budget.

The Rensselaer Union Special Events budget increased by 173% to fund programs for 125th Anniversary of the Rensselaer Union.

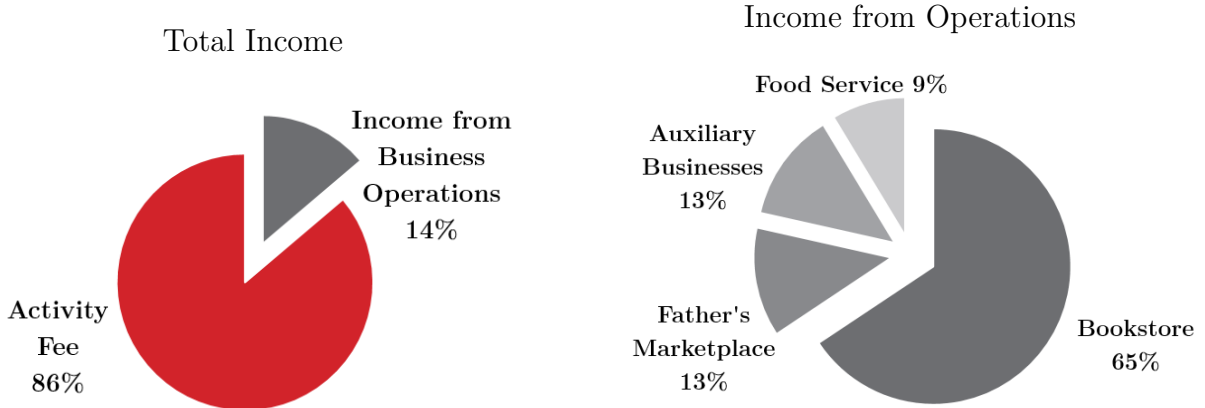
The Rensselaer Union Performing Arts committee decreased by 34.55% due to increase in projected income and decrease in traveling cost from FY15 to FY16.

The Director of Intramural Sports was budgeted in two different budgets in FY15. The Executive Board consolidated the position's salary and benefits into the Mueller Center Budget. For Fiscal Year 2016, there was an additional one-time expense to the Mueller Center itself. This was due to new equipment detailed in the Rensselaer Union Highlights at a cost of approximately \$57,000.

Additional expenses were added to the Facilities budget for general maintenance and equipment repairs, totaling approximately \$143,000. The 2015-2016 Executive Board will consider possible Facility improvements such as meeting chairs, McNeil Room carpeting, repairing IT resources, and reupholstering furniture.

Income

Every fiscal year, the Rensselaer Union's expenses are greater than its income. In order to cover this difference, members of the Rensselaer Union pay an Activity Fee. This activity fee and revenue from business operations comprise the Rensselaer Union's total income. This section details income from the various business operations.



Income Programs

The following programs offset the Activity Fee for students based on the enrollment split of 5350 undergraduate and 850 graduate (86.3% UG / 13.7% GR) students. For example, 86.3% of the revenue from Father's Marketplace goes toward offsetting the Undergraduate Activity Fee, while 13.7% offsets the Graduate Activity Fee.

Father's Marketplace and Food Services

Father's is a convenience store that offers a varied selection of food and drink. Each year, Father's Marketplace, the Rathskellar, and the McNeil Room return a portion of the income from their business operations to the Rensselaer Union, as stated in the food service contract with Sodexo.

Auxiliary Businesses and Vendors

The Rensselaer Student Union building also hosts a variety of businesses that are not operated by Rensselaer Union employees. This budget accounts for the Campus Unisex barber shop, Ben & Jerry's Ice Cream, and SEFCU. The Rensselaer Union charges rent or commission to these businesses, helping to offset its expenses.

Bookstore

The RPI Bookstore is one of the few in the country completely owned and operated by a student union. It sells new and used textbooks at discounted prices as well as spirit items. The products are offered to students, families, alumni, and campus guests. Aside from the Activity Fee, the RPI Bookstore is the Rensselaer Union's largest source of income. As students do not use the bookstore strictly according to the enrollment split, bookstore income is allocated based on a combination of credit hours (178,002 UG / 29,786 GR) and estimated participation. This new ratio (86.1% UG / 13.9% GR) more accurately reflects student utilization of the bookstore.

Activity Fee

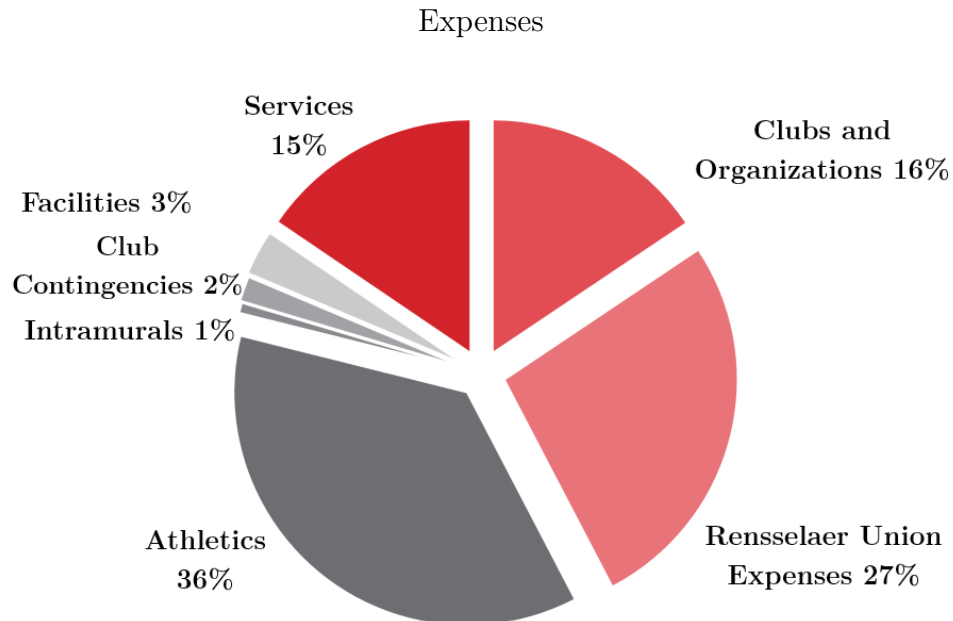
The Activity Fee, discussed in detail later in this document, is the Rensselaer Union's primary source of income. The Summer Activity Fee is calculated separately and is based on the summer registrations from the previous year.

Income

Organization	Undergraduate	Graduate	Total
<i>Split by Enrollment</i>			
Father's Marketplace	\$66,922.20	\$10,623.80	\$77,546.00
Food Service	\$45,275.57	\$7,187.43	\$52,463.00
Auxiliary	\$66,969.66	\$10,631.34	\$77,601.00
<i>Split by Participation</i>			
Bookstore	\$341,960.79	\$55,206.21	\$397,167.00
Activity Fee	\$3,448,517.20	\$289,907.81	\$3,738,425.00
Summer Activity Fee	\$6,757.00	\$27,310.00	\$34,067.00
Total	\$3,976,402.42	\$400,866.59	\$4,377,269.00

Expenses

The Executive Board carefully considers student participation when making the Activity Fee recommendation. The Executive Board handles Undergraduate and Graduate expenses in two distinct ways: enrollment split and participation split.



Expense Programs by Enrollment Split

The following programs are expensed based on the enrollment split of 5350 undergraduates and 850 graduates (86.3% UG / 13.7% GR) because they tend to be utilized in proportion to the enrollment split.

Service Organizations

These clubs and organizations provide services to the Rensselaer community. Service Organizations include RPI Ambulance, RPI TV, special spirit events, Student Government, UPAC, and the media and performing arts groups.

Men's Ice Hockey

Men's Ice Hockey is a competitive Division I sport, which is enjoyed by both Undergraduates and Graduates. Since Ice Hockey is a popular spectator sport at Rensselaer, its subsidy is split by enrollment.

Mueller Center

The Mueller Center fitness facility is a valuable Rensselaer Union service because it is commonly used by both Undergraduates and Graduates. The Rensselaer Union funds all equipment in the Mueller Center, including exercise machines and televisions. It also funds the martial arts and fitness classes, the Wellness Institute programs, and regular maintenance and repair of facilities and equipment.

Facilities

In addition to staffing Rensselaer Union facilities, the Rensselaer Union pays for most of the operating costs excluding electricity and plumbing. The facilities budget funds upkeep of these buildings and major equipment, including the fish tank in the Rensselaer Union's Welcome Lobby and the audio and lighting equipment in the Playhouse. This expense is allocated by the enrollment split because Rensselaer Union Facilities are used by all students.

Debt Service

The Debt Service is critical to maintaining the Rensselaer Union; it consists of payments made to the outstanding debt from past construction and renovations, such as the 1999-2000 renovation of the Rensselaer Union, which is in payment year 16 out of 25.

Administration Office

The Administration Office budget includes the salaries for professional staff, along with funds for printing, information technology, and general office supplies such as computer equipment, toner, software, and telephone expenses.

Multicultural & Diversity Programs

Multicultural programs are put together with various multicultural clubs and organizations. Past programs have included the International Festival, Conversations on Diversity and Equality (C.O.D.E.), a Multicultural Alumni Reception, and STAR Weekend.

Performing Arts

The Rensselaer Union Performing and Visual Arts budget has supported opportunities for students to enjoy performances in traditional classical music, theater, dance, and view fine art. This includes both local shows and performances at the Experimental Media and Performing Arts Center (EMPAC).

Club & Organization

The Rensselaer Union supports clubs in a variety of ways by providing all clubs with certain services. Some of these services include office telephones, decorations, and office supplies. In addition, yearly upkeep is required on the Rensselaer Union vans and pianos, and these fees are covered by Club & Organization Support.

Marketing & Publicity

The Marketing and Publicity budget helps in publicizing club and Rensselaer Union events to the whole Rensselaer community. It supports art gallery displays in the Rensselaer Student Union and funds several workshops for students to improve their marketing skills.

Student Staff

The Rensselaer Union is the number one employer of students at Rensselaer, offering more than 200 work-study and non work-study positions. Through these job opportunities students not only have a chance to support themselves financially but also to develop as professionals and leaders.

Special Events

The Student Activities Special Events budget encompasses programs for Welcome Fest during Student Orientation, UPAC at Navigating Rensselaer & Beyond (NRB), Hockey Line, the Times Union Hockey Game of RPI vs Union, and additional funds for the 125th Anniversary of the Rensselaer Union.

Games Area

The Games Area includes billiards, video games, and ping pong. Because the Games Area is free to use for all students, it is a net expense to the Rensselaer Union and its cost is allocated based on the enrollment split.

Legal Services

The Rensselaer Union subsidizes Legal Services for all activity fee-paying Rensselaer students. Among other things, lawyers are available to review off-campus leases, assist with traffic violations, and provide general legal advice. Any member of the Rensselaer Union may access these services, and as such the cost is allocated according to the enrollment split.

Intramural Athletics

Intramural sports are popular among students, and administrative costs are the primary expense. Since FY14, all intramural sports in non-Interfraternity Council leagues do not charge fees. The FY15 intramural sports included indoor and outdoor soccer, touch football, walleyball, volleyball, softball, kickball, 3v3 and 5v5 basketball, ultimate frisbee, gym hockey, dodgeball, handball, and billiards.

Club Contingency

The Executive Board allocates money to finance a starter budget for new clubs, fund new club programs, repair critical club equipment, and for other unforeseen events.

Club Travel Contingency

The Executive Board allocates money to be used for non-guaranteed club travel expenses, typically national competitions requiring qualification. Additionally, this budget funds travel

for clubs like Pep Band and WRPI, who support Rensselaer's athletic teams. Since this fund is available to graduates and undergraduates, it is split by the enrollment split.

Expense Programs by Participation

These activities are expensed to the Activity Fee based on their use by Undergraduates and Graduates. They are not used in proportion to the enrollment split, and therefore their costs are allocated based on participation.

Intercollegiate Athletics (ICA)

This includes all Division I and III sports, except Men's Ice Hockey. Each sport's costs are allocated based on the percentage of Graduates and Undergraduates participating in that particular sport. This category also includes the General Overhead Budget, which covers the administrative costs for the Athletics Department. The cost associated with the Men's Ice Hockey Team is calculated from the sport's portion of the ICA General Overhead budget and added to the Men's Ice Hockey budget while the remainder overhead is included in the general ICA budget.

General Clubs

This category includes all clubs not designated as Service Clubs. The cost of General Clubs is calculated by multiplying the UG/GR ratio from the total General Club membership with the subsidy of that specific club.

Archer Center for Student Leadership

The Archer Center provides leadership training, team building, and other professional enrichment programs to the general student body as well as targeted programs for members of the Leadership House, club officers, and student members of professional organizations. It also administers Professional Development courses. The services of the Archer Center are accessed more frequently by Undergraduates, so the expenses are allocated to the Activity Fee accordingly, in a 97% to 3% split.

Clubhouse Pub

The Clubhouse Pub was initially established to provide a service to students, not as a revenue generating business. While the Pub's profitability has changed over time, it is budgeted as an expense in FY16, albeit one that provides a valuable service to students. The Clubhouse Pub has special programs for different holidays, the Super Bowl, Senior Week, and GM Week as well as Painting in the Pub, weekly Trivia Nights, Mug Nights, Wine Nights, Grad Nights, and Karaoke. Since the Pub is not used in the same ratio as enrollment, the expenses are split in a 50% Undergraduate, 50% Graduate split.

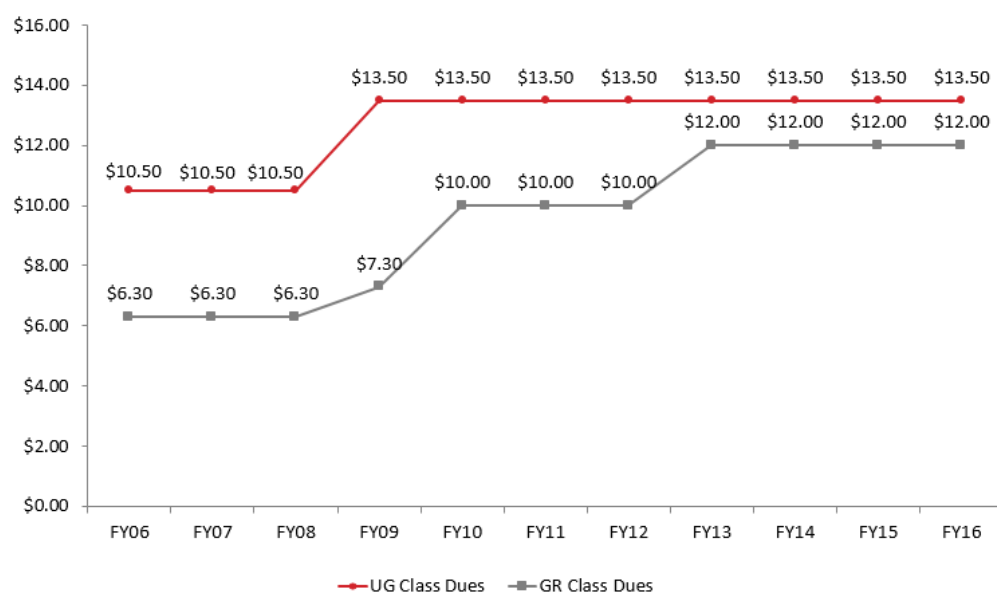
Expenses

Organization	Undergraduate	Graduate	Total
<i>Split by Enrollment</i>			
Administration Office	\$747,158.65	\$118,610.35	\$865,769.00
Big Red Freakout	\$5,009.71	\$795.29	\$5,805.00
Club Contingency	\$30,762.50	\$4,883.50	\$35,646.00
Club Support	\$35,954.31	\$5,707.69	\$41,662.00
Club Travel Contingency	\$34,520.00	\$5,480.00	\$40,000.00
Debt Service	\$171,642.07	\$27,247.93	\$198,890.00
Games Area	\$6,041.00	\$959.00	\$7,000.00
Facilities (incl. Playhouse)	\$118,604.68	\$18,828.32	\$137,433.00
Intramurals (excluding Ice Hockey)	\$21,072.73	\$3,345.27	\$24,418.00
Legal Services	\$34,070.38	\$5,408.62	\$39,479.00
Marketing	\$22,337.03	\$3,545.97	\$25,883.00
Men's Ice Hockey	\$176,695.80	\$28,050.20	\$204,746.00
Mueller Center	\$313,136.10	\$49,709.90	\$362,846.00
Multicultural & Diversity	\$6,998.93	\$1,111.07	\$8,110.00
Performing Arts Committee	\$5,557.72	\$882.28	\$6,440.00
Service Clubs	\$403,453.36	\$64,047.64	\$467,501.00
Special Events	\$48,207.18	\$7,652.82	\$55,860.00
Student Activities (Summer)	\$3,719.53	\$590.47	\$4,310.00
Student Staff	\$134,968.88	\$21,426.12	\$156,395.00
<i>Split by Participation</i>			
Archer Center	\$58,200.00	\$1,800.00	\$60,000.00
Clubhouse Pub	\$5,650.50	\$5,650.50	\$11,301.00
General Clubs	\$193,490.97	\$22,218.03	\$215,709.00
ICA (excluding Ice Hockey)	\$1,392,536.32	\$2,717.68	\$1,395,254.00
Intramural Ice Hockey	\$6,665.84	\$206.16	\$6,872.00
Total	\$3,975,554.19	\$400,874.81	\$4,377,329.00

Activity Fee

The Activity Fee, distributed across the student body, covers the difference between expenses and income. For simplicity in bookkeeping, the Activity Fee is rounded to the nearest dollar. All current students pay the Activity Fee and in exchange have access to all of the Rensselaer Union's resources. The Rensselaer Student Union operates year-round, and students who remain on campus during the summer pay the Summer Activity Fee. The Summer Fee is smaller and proportional to the length of the summer and the number of activities. In addition to programming offered to the general student body, each Class Council hosts events designed to foster relationships within their class, most notably Senior Week. Because the Activity Fee is designed to support students across multiple class years, Class Council events are funded by Class Dues, a separate part of the Activity Fee.

Class Dues History



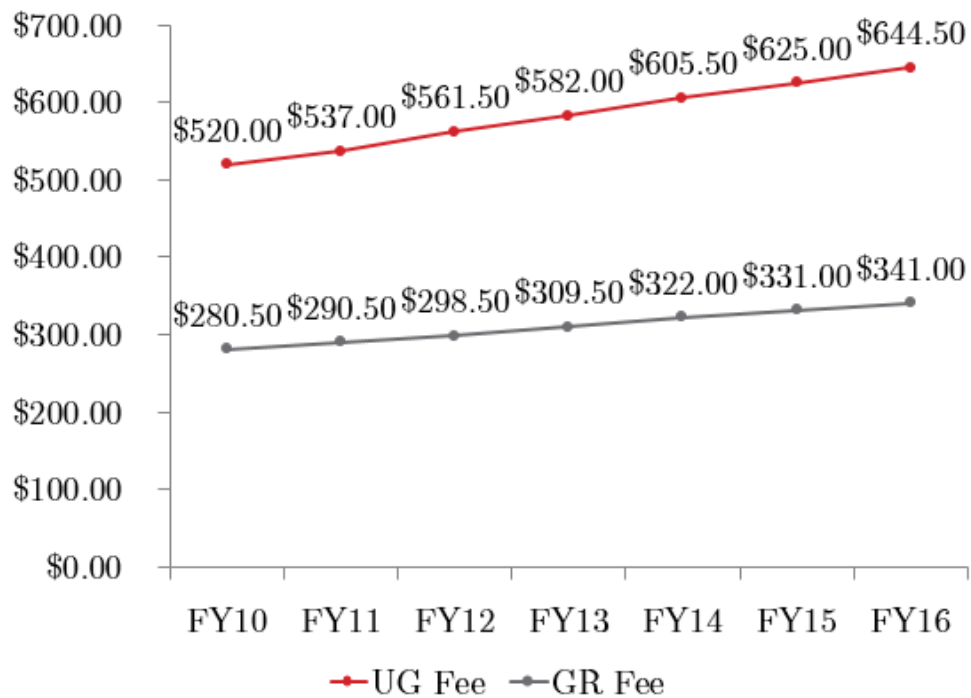
Class Councils exist to promote unity and improve the student experience for their respective classes. There are four Undergraduate Class Councils (Freshmen, Sophomore, Junior, and Senior) and the Graduate Council. Among undergraduates, the same class dues are charged to every undergraduate student, regardless of class year. Class Dues are also used to pay for activities that are planned and executed by each organization, and in the planning of significant traditions such as Class Trees, Class Rings, and Senior Events.

In the past ten years, Class Dues have increased to increase the level of class activity. The most recent change in Class Dues followed the 43rd Student Senate's approval of a \$2.00 increase to the graduate fee for FY13. Since this change, Class Dues have remained at \$13.50 for undergraduates

and \$12.00 for graduates.

Student clubs and organizations are perhaps the most visible beneficiaries of the Activity Fee. However, the Activity Fee also pays for numerous facilities and services, including the Rensselaer Union's legal service, much of the equipment in the Mueller Center, and discounted tickets to local shows. Student clubs and events benefit from the support of the Union Programming and Activities Committee (UPAC), which provides sound and lights services, and from the publicity and archiving services of the Student Union's media organizations.

Activity Fee History (Class Dues excluded)



Through funding by the Activity Fee, the Rensselaer Union staffs and operates the Rensselaer Student Union building, Mueller Center, Armory, and '87 Gym, providing equipment and space for recreational and club athletics. Furthermore, the Activity Fee supports Rensselaer's Intercollegiate Athletics program, benefiting not only numerous student athletes, but also the general student body.

The Rensselaer Union does not pay for all the expenses of every club, and many funded clubs have dues or additional personal expenses. However, the Rensselaer Union continually strives to unite the student body, expand extracurricular life, promote community, encourage student initiatives, and serve as a medium through which students can express their creativity.

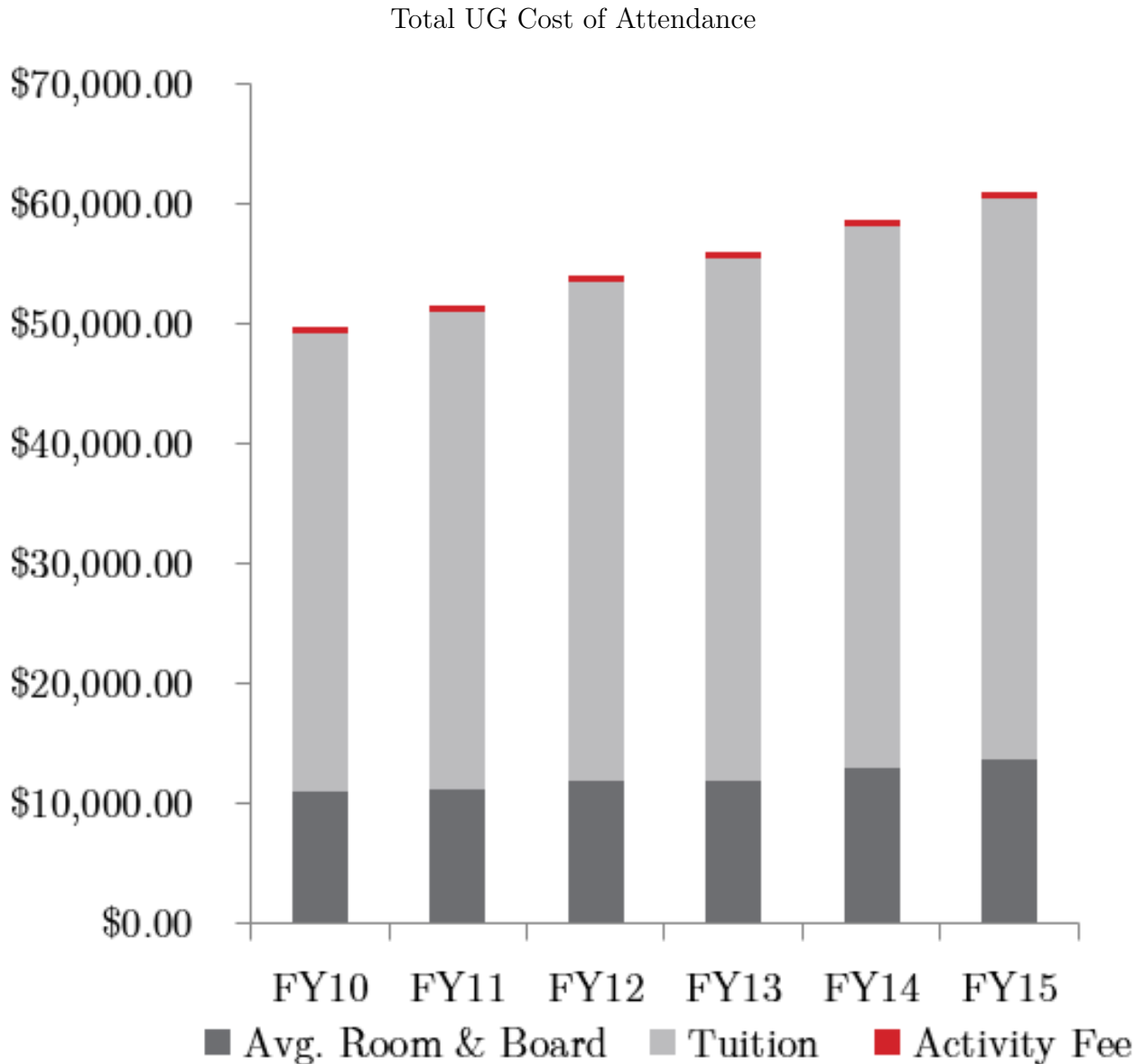
FY16 Fiscal Year Activity Fee Recommendation			
Expense Activities	Net Expense	Undergraduate	Graduate
<i>Expenses Determined by Enrollment (86.3% UG / 13.7% GR) (5350 UG / 850 GR)</i>			
Administration Office	\$865,769.00	\$747,158.65	\$118,610.35
Big Red Freakout	\$5,805.00	\$5,009.71	\$795.29
Club Contingency	\$35,646.00	\$30,762.50	\$4,883.50
Club Support	\$41,662.00	\$35,954.31	\$5,707.69
Club Travel Contingency	\$40,000.00	\$34,520.00	\$5,480.00
Debt Service for Union Renovation (Year 16 of 25)	\$198,890.00	\$171,642.07	\$27,247.93
Games Area	\$7,000.00	\$6,041.00	\$959.00
Facilities (Including Playhouse)	\$137,433.00	\$118,604.68	\$18,828.32
Intramurals (Excluding Ice Hockey)	\$24,418.00	\$21,072.73	\$3,345.27
Legal Services	\$39,479.00	\$34,070.38	\$5,408.62
Marketing	\$25,883.00	\$22,337.03	\$3,545.97
Men's Ice Hockey	\$204,746.00	\$176,695.80	\$28,050.20
Mueller Center	\$362,846.00	\$313,136.10	\$49,709.90
Multicultural & Diversity	\$8,110.00	\$6,998.93	\$1,111.07
Performing Arts Committee	\$6,440.00	\$5,557.72	\$882.28
Service Clubs	\$467,501.00	\$403,453.36	\$64,047.64
Special Events	\$55,860.00	\$48,207.18	\$7,652.82
Student Activities (Summer)	\$4,310.00	\$3,719.53	\$590.47
Student Staff	\$156,395.00	\$134,968.88	\$21,426.12
Subtotal	\$2,688,193.00	\$2,319,910.56	\$368,282.44
<i>Expenses Determined by Participation</i>			
Archer Center (97% UG / 3% GR)	\$60,000.00	\$58,200.00	\$1,800.00
Clubhouse Pub (50% UG / 50% GR)	\$11,301.00	\$5,650.50	\$5,650.50
General Clubs (89.7% UG / 10.3% GR)	\$215,709.00	\$193,490.97	\$22,218.03
ICA (excluding Ice Hockey)	\$1,395,254.00	\$1,392,536.32	\$2,717.68
Intramural Ice Hockey (97% UG / 3% GR)	\$6,872.00	\$6,665.84	\$206.16
Subtotal	\$1,689,136.00	\$1,656,543.63	\$32,592.37
Total Net Expense	\$4,377,329.00	\$3,976,454.19	\$400,874.81
Income Activities			
	Net Expense	Undergraduate	Graduate
<i>Income Determined by Enrollment (86.3% UG / 13.7% GR) (5350 UG / 850 GR)</i>			
Father's Marketplace	\$77,546.00	\$66,922.20	\$10,623.80
Food Service	\$52,463.00	\$45,275.57	\$7,187.43
Auxiliary Business	\$77,601.00	\$66,969.66	\$10,631.34
Subtotal	\$207,610.00	\$179,167.43	\$28,442.57
<i>Income Determined by Participation</i>			
Bookstore (86.1% UG / 13.9 GR%)	\$397,167.00	\$341,960.79	\$55,206.21
Subtotal	\$397,167.00	\$341,960.79	\$55,206.21
Total Net Income	\$604,777.00	\$521,128.22	\$83,648.78
<i>Activity Fee Recommendation</i>			
Total Activity Fee	\$3,772,552.00	\$3,455,325.98	\$317,226.03
Less: Summer Activity Fee Total	\$34,067.00	\$6,757.00	\$27,310.00
Academic Year Activity Fee Total	\$3,738,485.00	\$3,448,568.98	\$289,916.03
Activity Fee Per Student ($\$3,448,568.98 \div 5350$ UG & $\$289,916.03 \div 850$ GR)		\$644.59	\$341.08
Union Activity Fee per Student (Nearest \$0.50)		\$644.50	\$341.00
Class Dues per Student		\$13.50	\$12.00
Activity Fee per Student for FY16 Academic Year		\$658.00	\$353.00

Activity Fee

	FY14	FY 15	FY 16	%Change FY15-FY16
<i>Undergraduate</i>				
Undergraduate Fee	\$605.50	\$625.50	\$644.50	3.04%
Class Dues	\$13.50	\$13.50	\$13.50	0.00%
Total	\$619.00	\$639.00	\$658.00	2.97%
<i>Graduate</i>				
Graduate Fee	\$322.00	\$331.00	\$341.00	3.02%
Class Dues	\$12.00	\$12.00	\$12.00	0.00%
Total	\$334.00	\$343.00	\$353.00	2.92%
<i>Summer</i>				
Summer Fee	\$11.00/wk	\$11.00/wk	\$11.00/wk	0.00%

Total Cost of Attendance

Relative to the overall cost of attending Rensselaer, the Activity Fee is only a fraction of a percent and yet affords students access to all the clubs, facilities, and services supported by the Rensselaer Union.



Appendix A: All Club Subsidies

Club Name	Members		Approved Expense				Approved Income				Approved Subsidy			
	UG	GR	FY14	FY15	FY16	% Chg.	FY14	FY15	FY16	% Chg.	FY14	FY15	FY16	% Chg.
<i>General Clubs</i>														
ACHA Hockey	24	0	\$41,924.00	\$40,794.00	\$47,352.00	16.08%	\$30,000.00	\$25,625.00	\$29,250.00	14.15%	\$11,924.00	\$15,169.00	\$18,102.00	19.34%
After Dark Programming	3	0	\$16,480.00	\$17,600.00	\$16,141.00	-8.29%	\$2,450.00	\$2,450.00	\$2,450.00	0.00%	\$14,030.00	\$15,150.00	\$13,691.00	-9.63%
Aikido	29	5	\$7,193.00	\$495.00	\$740.00	49.49%	\$3,100.00	\$231.00	\$357.00	54.55%	\$4,093.00	\$264.00	\$383.00	45.08%
Alianza Latina	64	4	\$5,775.00	\$6,345.00	\$6,305.00	-0.63%	\$125.00	\$110.00	\$110.00	0.00%	\$5,650.00	\$6,235.00	\$6,195.00	-0.64%
American Red Cross	24	0	\$0.00	\$100.00	\$80.00	-20.00%	\$0.00	\$0.00	\$50.00	0.00%	\$0.00	\$100.00	\$30.00	-70.00%
Archery Club	30	3	\$3,928.00	\$4,248.00	\$3,988.00	-6.12%	\$2,684.00	\$2,583.00	\$2,685.00	3.95%	\$1,244.00	\$1,665.00	\$1,303.00	-21.74%
Asian Awareness Week	17	1	\$1,970.00	\$2,200.00	\$2,080.00	-5.45%	\$1,900.00	\$1,850.00	\$1,875.00	1.35%	\$70.00	\$350.00	\$205.00	-41.43%
Astrophysical Society	59	7	\$641.00	\$1,773.00	\$1,893.00	6.77%	\$420.00	\$270.00	\$270.00	0.00%	\$221.00	\$1,503.00	\$1,623.00	7.98%
Badminton	31	20	\$3,278.00	\$3,796.00	\$3,970.00	4.58%	\$3,105.00	\$3,060.00	\$3,278.00	7.12%	\$173.00	\$736.00	\$692.00	-5.98%
Ballroom Dance	66	25	\$40,436.00	\$41,708.00	\$39,468.00	-5.37%	\$35,550.00	\$34,149.00	\$33,454.00	-2.04%	\$4,886.00	\$7,559.00	\$6,014.00	-20.44%
Big Brothers Big Sisters	41	0	\$830.00	\$890.00	\$890.00	0.00%	\$0.00	\$0.00	\$0.00	0.00%	\$830.00	\$890.00	\$890.00	0.00%
Black Students Alliance	27	1	\$9,890.00	\$11,230.00	\$11,100.00	-1.16%	\$750.00	\$500.00	\$0.00	-100.00%	\$9,140.00	\$10,730.00	\$11,100.00	3.45%
Capoeira	13	0	\$8,082.00	\$240.00	\$240.00	0.00%	\$3,860.00	\$50.00	\$60.00	20.00%	\$4,222.00	\$190.00	\$180.00	-5.26%
Cheerleading	10	0	\$7,723.00	\$7,715.00	\$8,015.00	3.89%	\$2,665.00	\$2,586.00	\$2,586.00	0.00%	\$5,058.00	\$5,129.00	\$5,429.00	5.85%
Chinese American Students Association	74	4	\$5,225.00	\$4,957.00	\$4,382.00	-11.60%	\$3,750.00	\$3,550.00	\$3,550.00	0.00%	\$1,475.00	\$1,407.00	\$832.00	-40.87%
Chinese Students and Scholars Association	346	211	\$4,392.00	\$2,200.00	\$2,195.00	-0.23%	\$530.00	\$100.00	\$75.00	-25.00%	\$3,862.00	\$2,100.00	\$2,120.00	0.95%
Circle K	57	2	\$2,515.00	\$1,885.00	\$1,900.00	0.80%	\$1,285.00	\$240.00	\$240.00	0.00%	\$1,230.00	\$1,645.00	\$1,660.00	0.91%
Colleges Against Cancer	35	1	\$567.00	\$315.00	\$365.00	15.87%	\$0.00	\$0.00	\$0.00	0.00%	\$567.00	\$315.00	\$365.00	15.87%
Crew	45	1	\$49,361.00	\$56,734.00	\$59,032.00	4.05%	\$32,272.00	\$39,726.00	\$43,226.00	8.81%	\$17,089.00	\$17,008.00	\$15,806.00	-7.07%
Curling Club	30	2	\$10,739.00	\$12,347.00	\$12,385.00	0.31%	\$7,320.00	\$7,514.00	\$9,998.00	33.06%	\$3,419.00	\$4,833.00	\$2,387.00	-50.61%
Cycling	23	3	\$6,590.00	\$7,900.00	\$7,435.00	-5.89%	\$5,982.00	\$6,044.00	\$6,044.00	0.00%	\$608.00	\$1,856.00	\$1,391.00	-25.05%
Dance Club	29	4	\$14,393.00	\$15,835.00	\$14,776.00	-6.69%	\$7,440.00	\$7,800.00	\$6,200.00	-20.51%	\$6,953.00	\$8,035.00	\$8,576.00	6.73%
Dance Dance Revolution	5	0	\$100.00	\$100.00	\$30.00	-70.00%	\$50.00	\$50.00	\$30.00	-40.00%	\$50.00	\$50.00	\$0.00	-100.00%
Dance Team	17	1	\$0.00	\$3,882.00	\$3,910.00	0.72%	\$0.00	\$1,610.00	\$1,758.00	9.19%	\$0.00	\$2,272.00	\$2,152.00	-5.28%
Design Collective (DECO)	47	1	\$177.00	\$127.00	\$1,775.00	1297.64%	\$0.00	\$0.00	\$350.00	0.00%	\$177.00	\$127.00	\$1,425.00	1022.05%
Ecologic	16	0	\$990.00	\$1,045.00	\$1,220.00	16.75%	\$0.00	\$0.00	\$0.00	0.00%	\$990.00	\$1,045.00	\$1,220.00	16.75%
Embedded Hardware Club	40	0	\$250.00	\$1,350.00	\$5,100.00	277.78%	\$0.00	\$600.00	\$4,250.00	608.33%	\$250.00	\$750.00	\$850.00	13.33%
Engineers for a Sustainable World	26	3	\$1,850.00	\$665.00	\$665.00	0.00%	\$250.00	\$250.00	\$250.00	0.00%	\$1,600.00	\$415.00	\$415.00	0.00%
Engineers Without Borders	45	4	\$1,078.00	\$1,218.00	\$818.00	-32.84%	\$350.00	\$400.00	\$400.00	0.00%	\$728.00	\$818.00	\$418.00	-48.90%
Equestrian Club	18	0	\$38,616.00	\$39,893.00	\$35,378.00	-11.32%	\$29,686.00	\$30,757.00	\$25,979.00	-15.53%	\$8,930.00	\$9,136.00	\$9,399.00	2.88%
Fencing	19	5	\$15,762.00	\$16,033.00	\$16,033.00	0.00%	\$12,640.00	\$11,150.00	\$12,010.00	7.71%	\$3,122.00	\$4,883.00	\$4,023.00	-17.61%
Foreign Language Club	18	1	\$0.00	\$660.00	\$300.00	-54.55%	\$0.00	\$0.00	\$0.00	0.00%	\$0.00	\$660.00	\$300.00	-54.55%
Game Development Club	232	2	\$1,730.00	\$1,450.00	\$1,000.00	-31.03%	\$0.00	\$0.00	\$0.00	0.00%	\$1,730.00	\$1,450.00	\$1,000.00	-31.03%
Gaming Club	10	2	\$475.00	\$460.00	\$375.00	-18.48%	\$135.00	\$110.00	\$180.00	63.64%	\$340.00	\$350.00	\$195.00	-44.29%
Habitat for Humanity	9	0	\$3,817.00	\$4,295.00	\$3,985.00	-7.22%	\$2,236.00	\$1,911.00	\$2,535.00	32.65%	\$1,581.00	\$2,384.00	\$1,450.00	-39.18%
Hawaii Cultural Club	10	0	\$290.00	\$230.00	\$120.00	-47.83%	\$0.00	\$0.00	\$0.00	0.00%	\$290.00	\$230.00	\$120.00	-47.83%
Hong Kong Students Association	110	15	\$810.00	\$1,305.00	\$1,095.00	-16.09%	\$460.00	\$1,130.00	\$990.00	-12.39%	\$350.00	\$175.00	\$105.00	-40.00%
Humans vs Zombies	128	0	\$0.00	\$0.00	\$994.00	N/A	\$0.00	\$0.00	\$640.00	N/A	\$0.00	\$0.00	\$354.00	N/A

Continued on next page...

Club Name	Members		Approved Expense				Approved Income				Approved Subsidy			
	UG	GR	FY14	FY15	FY16	% Chg.	FY14	FY15	FY16	% Chg.	FY14	FY15	FY16	% Chg.
Indian Students Association	120	7	\$5,641.00	\$4,416.00	\$4,483.00	1.52%	\$4,200.00	\$3,850.00	\$3,850.00	0.00%	\$1,441.00	\$566.00	\$633.00	11.84%
Isshinryu Karate	11	3	\$8,218.00	\$1,125.00	\$855.00	-24.00%	\$4,548.00	\$348.00	\$348.00	0.00%	\$3,670.00	\$777.00	\$507.00	-34.75%
Japanese Cultural Association	49	3	\$1,147.00	\$750.00	\$500.00	-33.33%	\$200.00	\$210.00	\$235.00	11.90%	\$947.00	\$540.00	\$265.00	-50.93%
Judo Club	4	4	\$6,253.00	\$815.00	\$820.00	0.61%	\$3,560.00	\$360.00	\$360.00	0.00%	\$2,693.00	\$455.00	\$460.00	1.10%
Juggling Club	23	0	\$0.00	\$500.00	\$805.00	61.00%	\$0.00	\$200.00	\$333.00	66.50%	\$0.00	\$300.00	\$472.00	57.33%
Kendo	18	3	\$1,530.00	\$1,605.00	\$1,655.00	3.12%	\$1,487.00	\$590.00	\$708.00	20.00%	\$43.00	\$1,015.00	\$947.00	-6.70%
Korean Students Association	79	4	\$780.00	\$665.00	\$370.00	-44.36%	\$380.00	\$410.00	\$200.00	-51.22%	\$400.00	\$255.00	\$170.00	-33.33%
Kung Fu	6	2	\$0.00	\$410.00	\$405.00	-1.22%	\$0.00	\$0.00	\$0.00	0.00%	\$0.00	\$410.00	\$405.00	-1.22%
League of Legends(LOL)	103	1	\$0.00	\$0.00	\$500.00	N/A	\$0.00	\$0.00	\$225.00	N/A	\$0.00	\$0.00	\$275.00	N/A
Men's Club Soccer	24	0	\$0.00	\$0.00	\$1,871.00	N/A	\$0.00	\$0.00	\$1,050.00	N/A	\$0.00	\$0.00	\$821.00	N/A
Mens Lacrosse Club	40	0	\$3,910.00	\$2,825.00	\$3,185.00	12.74%	\$3,261.00	\$2,250.00	\$2,901.00	28.93%	\$649.00	\$575.00	\$284.00	-50.61%
Model Railroad	34	4	\$3,117.00	\$2,584.00	\$2,438.00	-5.65%	\$700.00	\$0.00	\$0.00	0.00%	\$2,417.00	\$2,584.00	\$2,438.00	-5.65%
Outing Club	150	16	\$27,597.00	\$29,977.00	\$26,807.00	-10.57%	\$22,970.00	\$23,365.00	\$20,360.00	-12.86%	\$4,627.00	\$6,612.00	\$6,447.00	-2.50%
Paintball	12	0	\$7,635.00	\$8,795.00	\$5,880.00	-33.14%	\$6,315.00	\$6,325.00	\$4,550.00	-28.06%	\$1,320.00	\$2,470.00	\$1,330.00	-46.15%
Pakistan Students Association (PAKSA)	106	9	\$1,698.00	\$1,226.00	\$1,284.00	4.73%	\$805.00	\$775.00	\$981.00	26.58%	\$893.00	\$451.00	\$303.00	-32.82%
Philippine American League	18	1	\$1,990.00	\$2,220.00	\$1,410.00	-36.49%	\$1,540.00	\$1,655.00	\$1,000.00	-39.58%	\$450.00	\$565.00	\$410.00	-27.43%
Photo Club	39	4	\$3,137.00	\$3,011.00	\$3,745.00	24.38%	\$2,528.00	\$2,433.00	\$2,901.00	19.24%	\$609.00	\$578.00	\$844.00	46.02%
Pride Alliance	6	0	\$1,925.00	\$1,655.00	\$2,080.00	25.68%	\$500.00	\$1,100.00	\$0.00	-100.00%	\$1,425.00	\$555.00	\$2,080.00	274.77%
Quidditch Club	30	0	\$2,263.00	\$5,075.00	\$5,375.00	5.91%	\$1,621.00	\$3,468.00	\$3,502.00	0.98%	\$642.00	\$1,607.00	\$1,873.00	16.55%
Quiz Bowl Club	6	0	\$2,555.00	\$2,250.00	\$520.00	-76.89%	\$1,620.00	\$1,296.00	\$336.00	-74.07%	\$935.00	\$954.00	\$184.00	-80.71%
Racquetball	22	1	\$10,178.00	\$10,198.00	\$10,898.00	6.86%	\$5,860.00	\$6,340.00	\$7,200.00	13.56%	\$4,318.00	\$3,858.00	\$3,698.00	-4.15%
Rifle Club	24	5	\$8,920.00	\$8,720.00	\$9,240.00	5.96%	\$7,540.00	\$6,050.00	\$7,250.00	19.83%	\$1,380.00	\$2,670.00	\$1,990.00	-25.47%
RPI Bhangra	17	0	\$3,133.00	\$7,113.00	\$8,644.00	21.52%	\$1,348.00	\$4,322.00	\$5,928.00	37.16%	\$1,785.00	\$2,791.00	\$2,716.00	-2.69%
RPI Cricket	8	28	\$0.00	\$0.00	\$3,240.00	N/A	\$0.00	\$0.00	\$2,448.00	N/A	\$0.00	\$0.00	\$792.00	N/A
RPI Debate Club	24	1	\$0.00	\$1,236.00	\$1,930.00	56.15%	\$0.00	\$550.00	\$1,300.00	136.36%	\$0.00	\$686.00	\$630.00	-8.16%
RPI Flying Club	51	1	\$25,620.00	\$22,171.00	\$10,122.00	-54.35%	\$21,325.00	\$17,647.00	\$5,989.00	-66.06%	\$4,295.00	\$4,524.00	\$4,133.00	-8.64%
RPISEC	380	24	\$1,650.00	\$4,530.00	\$4,430.00	-2.21%	\$866.00	\$2,625.00	\$3,003.00	14.40%	\$784.00	\$1,905.00	\$1,427.00	-25.09%
Rugby	61	0	\$0.00	\$30,244.00	\$31,390.00	3.79%	\$0.00	\$18,089.00	\$21,075.00	16.51%	\$0.00	\$12,155.00	\$10,315.00	-15.14%
Sailing	12	0	\$5,608.00	\$5,693.00	\$5,957.00	4.64%	\$1,541.00	\$1,787.00	\$2,243.00	25.52%	\$4,067.00	\$3,906.00	\$3,714.00	-4.92%
Science Fiction Society	56	2	\$18,246.00	\$26,826.00	\$37,610.00	40.20%	\$18,056.00	\$26,770.00	\$37,610.00	40.49%	\$190.00	\$56.00	\$0.00	-100.00%
SCUBA	15	1	\$6,225.00	\$4,128.00	\$0.00	-100.00%	\$2,890.00	\$1,704.00	\$0.00	-100.00%	\$3,335.00	\$2,424.00	\$0.00	-100.00%
Ski and Snowboard Club	168	11	\$57,550.00	\$44,653.00	\$71,522.00	60.17%	\$50,900.00	\$43,747.00	\$66,976.00	53.10%	\$6,650.00	\$906.00	\$4,546.00	401.77%
Ski Team	30	0	\$28,850.00	\$28,880.00	\$27,940.00	-3.25%	\$18,953.00	\$16,963.00	\$18,810.00	10.89%	\$9,897.00	\$11,917.00	\$9,130.00	-23.39%
Sports Car Association	5	0	\$160.00	\$340.00	\$650.00	91.18%	\$0.00	\$220.00	\$200.00	-9.09%	\$160.00	\$120.00	\$450.00	275.00%
Sport TaeKwonDo	20	3	\$3,647.00	\$3,627.00	\$3,720.00	2.56%	\$3,240.00	\$515.00	\$2,490.00	383.50%	\$407.00	\$3,112.00	\$1,230.00	-60.48%
Student Veterans Association	11	2	\$0.00	\$280.00	\$280.00	0.00%	\$0.00	\$0.00	\$0.00	0.00%	\$0.00	\$280.00	\$280.00	0.00%
Super Smash Brothers Club	267	7	\$0.00	\$0.00	\$715.00	N/A	\$0.00	\$0.00	\$345.00	N/A	\$0.00	\$0.00	\$370.00	N/A
Swim Club	32	0	\$488.00	\$873.00	\$1,063.00	21.76%	\$263.00	\$525.00	\$990.00	88.57%	\$225.00	\$348.00	\$73.00	-79.02%
Table Tennis	24	4	\$1,955.00	\$1,915.00	\$1,850.00	-3.39%	\$1,857.00	\$1,790.00	\$1,830.00	2.23%	\$98.00	\$125.00	\$20.00	-84.00%
Tae Kwon Do	5	3	\$7,710.00	\$1,200.00	\$1,125.00	-6.25%	\$4,725.00	\$1,125.00	\$1,125.00	0.00%	\$2,985.00	\$75.00	\$0.00	-100.00%
Tennis Club	74	2	\$705.00	\$0.00	\$300.00	N/A	\$525.00	\$0.00	\$300.00	N/A	\$180.00	\$0.00	\$0.00	N/A
Turkish Students Association (TURKSA)	55	8	\$1,605.00	\$580.00	\$825.00	42.24%	\$990.00	\$110.00	\$50.00	-54.55%	\$615.00	\$470.00	\$775.00	64.89%
Ultimate Frisbee	73	5	\$29,780.00	\$20,240.00	\$22,875.00	13.02%	\$22,315.00	\$13,280.00	\$19,357.00	45.76%	\$7,465.00	\$6,960.00	\$3,518.00	-49.45%
Volleyball	34	1	\$10,719.00	\$10,659.00	\$10,779.00	1.13%	\$7,664.00	\$6,834.00	\$8,510.00	24.52%	\$3,055.00	\$3,825.00	\$2,269.00	-40.68%
Water Polo	24	3	\$15,209.00	\$14,935.00	\$15,300.00	2.44%	\$8,738.00	\$6,895.00	\$9,038.00	31.08%	\$6,471.00	\$8,040.00	\$6,262.00	-22.11%
Womens Club Soccer	21	0	\$0.00	\$0.00	\$1,658.00	N/A	\$0.00	\$0.00	\$930.00	N/A	\$0.00	\$0.00	\$728.00	N/A
Women's Golf	13	0	\$0.00	\$0.00	\$2,942.00	N/A	\$0.00	\$0.00	\$2,064.00	N/A	\$0.00	\$0.00	\$878.00	N/A

Continued on next page...

Club Name	Members		Approved Expense				Approved Income				Approved Subsidy			
	UG	GR	FY14	FY15	FY16	% Chg.	FY14	FY15	FY16	% Chg.	FY14	FY15	FY16	% Chg.
Wrestling	12	0	\$21,782.00	\$23,347.00	\$22,357.00	-4.24%	\$11,775.00	\$10,993.00	\$10,140.00	-7.76%	\$10,007.00	\$12,354.00	\$12,217.00	-1.11%
General Total	4243	501	\$647,013.00	\$656,312.00	\$691,880.00	5.42%	\$438,601.00	\$423,922.00	\$476,171.00	12.33%	\$208,412.00	\$232,390.00	\$215,709.00	-7.18%
<i>Service Clubs</i>														
8th Street Swing Band	23	1	\$605.00	\$755.00	\$4,437.00	487.68%	\$0.00	\$0.00	\$0.00	0.00%	\$605.00	\$755.00	\$4,437.00	487.68%
Afro-Cuban Jazz Orchestra	23	0	\$6,324.00	\$6,314.00	\$6,324.00	0.16%	\$0.00	\$0.00	\$0.00	0.00%	\$6,324.00	\$6,314.00	\$6,324.00	0.16%
Autoshop	10	0	\$1,504.00	\$2,494.00	\$2,789.00	11.83%	\$900.00	\$900.00	\$1,425.00	58.33%	\$604.00	\$1,594.00	\$1,364.00	-14.43%
Community Service	9	0	\$0.00	\$22,020.00	\$37,950.00	72.34%	\$0.00	\$0.00	\$0.00	0.00%	\$0.00	\$22,020.00	\$37,950.00	72.34%
Executive Board	14	3	\$8,722.00	\$8,718.00	\$7,580.00	-13.05%	\$0.00	\$0.00	\$0.00	0.00%	\$8,722.00	\$8,718.00	\$7,580.00	-13.05%
GM Week	11	0	\$45,720.00	\$44,640.00	\$48,640.00	8.96%	\$3,500.00	\$1,950.00	\$1,950.00	0.00%	\$42,220.00	\$42,690.00	\$46,690.00	9.37%
Jazz Ensemble	41	2	\$20,038.00	\$13,663.00	\$13,773.00	0.81%	\$3,924.00	\$700.00	\$840.00	20.00%	\$16,114.00	\$12,963.00	\$12,933.00	-0.23%
Judicial Board	7	0	\$1,450.00	\$1,600.00	\$860.00	-46.25%	\$0.00	\$0.00	\$0.00	0.00%	\$1,450.00	\$1,600.00	\$860.00	-46.25%
Pep Band	114	5	\$12,433.00	\$12,583.00	\$12,807.00	1.78%	\$0.00	\$0.00	\$0.00	0.00%	\$12,433.00	\$12,583.00	\$12,807.00	1.78%
Percussion Ensemble	7	0	\$6,169.00	\$5,894.00	\$5,924.00	0.51%	\$0.00	\$0.00	\$0.00	0.00%	\$6,169.00	\$5,894.00	\$5,924.00	0.51%
Players	143	3	\$29,113.00	\$28,763.00	\$26,413.00	-8.17%	\$9,764.00	\$9,764.00	\$9,564.00	-2.05%	\$19,349.00	\$18,999.00	\$16,849.00	-11.32%
Polytechnic	30	3	\$84,851.00	\$69,680.00	\$69,351.00	-0.47%	\$84,851.00	\$69,680.00	\$69,351.00	-0.47%	\$0.00	\$0.00	\$0.00	0.00%
Red Army	68	1	\$2,710.00	\$4,730.00	\$4,230.00	-10.57%	\$750.00	\$0.00	\$1,500.00	0.00%	\$1,960.00	\$4,730.00	\$2,730.00	-42.28%
Rensselyrics	13	0	\$6,405.00	\$1,910.00	\$1,960.00	2.62%	\$1,480.00	\$1,460.00	\$1,460.00	0.00%	\$4,925.00	\$450.00	\$500.00	11.11%
RMA (Rensselaer Music Association)	12	1	\$5,366.00	\$18,480.00	\$17,886.00	-3.21%	\$0.00	\$0.00	\$50.00	0.00%	\$5,366.00	\$18,480.00	\$17,836.00	-3.48%
RPI Ambulance	43	0	\$22,829.00	\$22,715.00	\$22,540.00	-0.77%	\$1,495.00	\$1,140.00	\$1,938.00	70.00%	\$21,334.00	\$21,575.00	\$20,602.00	-4.51%
RPIgnite	15	0	\$0.00	\$0.00	\$1,990.00	N/A	\$0.00	\$0.00	\$750.00	N/A	\$0.00	\$0.00	\$1,240.00	N/A
RPI TV	22	1	\$17,448.00	\$11,783.00	\$18,548.00	57.41%	\$725.00	\$725.00	\$625.00	-13.79%	\$16,723.00	\$11,058.00	\$17,923.00	62.08%
Sheer Idiocy	8	0	\$880.00	\$1,055.00	\$685.00	-35.07%	\$0.00	\$270.00	\$100.00	-62.96%	\$880.00	\$785.00	\$585.00	-25.48%
Statler & Waldorf	11	1	\$0.00	\$145.00	\$80.00	-44.83%	\$0.00	\$0.00	\$0.00	0.00%	\$0.00	\$145.00	\$80.00	-44.83%
Student Senate	21	6	\$6,730.00	\$4,220.00	\$4,195.00	-0.59%	\$0.00	\$0.00	\$0.00	0.00%	\$6,730.00	\$4,220.00	\$4,195.00	-0.59%
Symphonic Band	75	3	\$5,407.00	\$4,517.00	\$4,517.00	0.00%	\$0.00	\$0.00	\$0.00	0.00%	\$5,407.00	\$4,517.00	\$4,517.00	0.00%
TerraCafe	16	1	\$605.00	\$840.00	\$730.00	-13.10%	\$0.00	\$0.00	\$0.00	0.00%	\$605.00	\$840.00	\$730.00	-13.10%
Transit Yearbook	9	0	\$38,215.00	\$38,335.00	\$38,185.00	-0.39%	\$19,375.00	\$19,375.00	\$19,375.00	0.00%	\$18,840.00	\$18,960.00	\$18,810.00	-0.79%
Undergraduate Council	8	0	\$0.00	\$0.00	\$0.00	0.00%	\$0.00	\$0.00	\$0.00	0.00%	\$0.00	\$0.00	\$0.00	0.00%
Union Speakers Forum	14	1	\$37,150.00	\$43,400.00	\$35,470.00	-18.27%	\$0.00	\$0.00	\$0.00	0.00%	\$37,150.00	\$43,400.00	\$35,470.00	-18.27%
UPAC Cinema	23	1	\$56,276.00	\$48,926.00	\$50,996.00	4.23%	\$21,825.00	\$21,825.00	\$21,825.00	0.00%	\$34,451.00	\$27,101.00	\$29,171.00	7.64%
UPAC Comedy	49	3	\$26,245.00	\$28,095.00	\$29,785.00	6.02%	\$0.00	\$0.00	\$0.00	0.00%	\$26,245.00	\$28,095.00	\$29,785.00	6.02%
UPAC Concerts	51	2	\$64,458.00	\$62,974.00	\$59,534.00	-5.46%	\$12,600.00	\$12,600.00	\$20,000.00	58.73%	\$51,858.00	\$50,374.00	\$39,534.00	-21.52%
UPAC General	8	1	\$5,020.00	\$5,000.00	\$4,700.00	-6.00%	\$0.00	\$0.00	\$0.00	0.00%	\$5,020.00	\$5,000.00	\$4,700.00	-6.00%
UPAC Lights	112	0	\$17,914.00	\$19,869.00	\$13,964.00	-29.72%	\$5,250.00	\$5,500.00	\$5,500.00	0.00%	\$12,664.00	\$14,369.00	\$8,464.00	-41.10%
UPAC Sound	60	0	\$12,300.00	\$13,818.00	\$6,223.00	-54.96%	\$800.00	\$800.00	\$800.00	0.00%	\$11,500.00	\$13,018.00	\$5,423.00	-58.34%
W2SZ HAM Radio	6	0	\$4,721.00	\$3,885.00	\$6,700.00	72.46%	\$810.00	\$1,050.00	\$1,050.00	0.00%	\$3,911.00	\$2,835.00	\$5,650.00	99.29%
Winter Carnival	9	0	\$18,000.00	\$22,860.00	\$36,970.00	61.72%	\$0.00	\$0.00	\$0.00	0.00%	\$18,000.00	\$22,860.00	\$36,970.00	61.72%
WRPI	30	5	\$35,653.00	\$38,156.00	\$28,868.00	-24.34%	\$0.00	\$0.00	\$0.00	0.00%	\$35,653.00	\$38,156.00	\$28,868.00	-24.34%
Service Total	1115	44	\$601,261.00	\$612,837.00	\$625,604.00	2.08%	\$168,049.00	\$147,739.00	\$158,103.00	7.02%	\$433,212.00	\$465,098.00	\$467,501.00	0.52%
<i>All Club Total</i>														
Total	5358	545	\$1,248,274.00	\$1,269,149.00	\$1,317,484.00	3.81%	\$606,650.00	\$571,661.00	\$634,274.00	10.95%	\$641,624.00	\$697,488.00	\$683,210.00	-2.05%

Appendix B: All ICA Subsidies

Organization	FY14	FY15	FY16	% Change
Baseball	\$87,233.00	\$92,822.00	\$92,822.00	0.00%
Field Hockey	\$39,207.00	\$40,799.00	\$43,371.00	6.30%
Football	\$133,534.00	\$141,683.00	\$141,683.00	0.00%
ICA General	\$115,880.00	\$92,667.00	\$103,125.00	11.29%
Golf	\$27,949.00	\$26,865.00	\$26,865.00	0.00%
Men's Basketball	\$45,654.00	\$52,366.00	\$46,377.00	-11.44%
Men's Ice Hockey	\$369,645.00	\$204,746.00	\$204,746.00	0.00%
Men's Lacrosse	\$48,646.00	\$55,890.00	\$55,890.00	0.00%
Men's Soccer	\$39,752.00	\$45,227.00	\$39,239.00	-13.24%
Men's Tennis	\$36,508.00	\$42,012.00	\$45,007.00	7.13%
Softball	\$57,521.00	\$60,310.00	\$63,305.00	4.97%
Sports Information	\$18,048.00	\$19,948.00	\$19,800.00	-0.74%
Strength & Conditioning	\$13,216.00	\$15,115.00	\$15,115.00	0.00%
Swimming	\$82,988.00	\$83,183.00	\$83,183.00	0.00%
Track & Field	\$151,689.00	\$166,618.00	\$166,618.00	0.00%
Training Room	\$35,191.00	\$37,204.00	\$37,204.00	0.00%
Women's Basketball	\$48,219.00	\$57,599.00	\$54,522.00	-5.34%
Women's Ice Hockey	\$191,881.00	\$193,069.00	\$193,069.00	0.00%
Women's Lacrosse	\$31,555.00	\$33,189.00	\$36,184.00	9.02%
Women's Soccer	\$48,866.00	\$50,447.00	\$44,458.00	-11.87%
Women's Tennis	\$37,446.00	\$47,288.00	\$47,288.00	0.00%
X - Country	\$33,902.00	\$40,953.00	\$40,129.00	-2.01%
Total	\$1,694,530.00	\$1,600,000.00	\$1,600,000.00	0.00%

Appendix C: All Club Returns

Club Name	Actual Expense			Actual Income			Actual Subsidy			Club Returns		
	FY12	FY13	FY14	FY12	FY13	FY14	FY12	FY13	FY14	FY12	FY13	FY14
8th St Swing Band	\$625.33	\$26.20	\$538.79	\$400.96	\$0.00	\$0.00	\$224.37	\$26.20	\$538.79	\$350.63	\$543.80	\$66.21
Abada-Capoeira	\$5,246.75	\$3,710.10	\$315.00	\$1,662.50	\$2,700.00	\$900.00	\$3,584.25	\$1,010.10	-\$585.00	\$741.75	\$1,172.90	\$4,807.00
ACHA Club Ice Hockey	\$40,006.42	\$39,431.95	\$27,156.26	\$33,091.00	\$34,724.60	\$33,495.00	\$6,915.42	\$4,707.35	-\$6,338.74	-\$1,932.92	\$72.15	\$18,262.74
African Caribbean SA	\$3,429.10	\$1,599.99	\$3,857.36	\$1,417.75	\$440.00	\$764.75	\$2,011.35	\$1,159.99	\$3,092.61	\$3,360.65	\$3,360.01	\$1,822.39
Afro-Cuban Jazz Orch	N/A	-\$292.00	\$5,984.32	N/A	\$12.00	\$0.00	N/A	-\$304.00	\$5,984.32	N/A	\$304.00	\$339.68
After Dark Programming	N/A	N/A	\$11,293.37	N/A	N/A	\$0.00	N/A	N/A	\$11,293.37	N/A	N/A	\$2,736.63
Aikido	\$5,466.00	\$5,475.99	\$6,986.27	\$2,056.25	\$2,500.00	\$1,600.00	\$3,409.75	\$2,975.99	\$5,386.27	-\$878.25	-\$1,919.99	-\$1,293.44
Alianza Latina	\$4,140.85	\$5,160.13	\$819.58	\$90.00	\$0.00	\$0.00	\$4,050.85	\$5,160.13	\$819.58	\$2,299.15	\$2,509.87	\$4,830.42
American Red Cross	N/A	-\$100.00	-\$100.00	N/A	\$0.00	\$0.00	N/A	-\$100.00	-\$100.00	N/A	\$100.00	\$100.00
Archery	\$963.84	\$1,417.58	-\$442.56	\$1,544.30	\$3,760.60	\$2,608.20	-\$580.46	-\$2,343.02	-\$3,050.76	\$978.21	\$2,804.82	\$4,293.98
Asian Awareness Wk	N/A	N/A	\$1,024.96	N/A	N/A	\$864.00	N/A	N/A	\$160.96	N/A	N/A	-\$90.96
Astrophysical	\$213.49	\$190.41	\$322.75	\$410.00	\$390.00	\$265.00	-\$196.51	-\$199.59	\$57.75	\$266.31	\$396.49	\$163.25
Auto Shop	\$248.87	\$1,455.76	\$1,595.49	\$400.00	\$793.00	\$1,823.27	-\$151.13	-\$662.76	-\$227.78	\$288.13	\$190.24	\$831.78
Badminton	\$1,040.60	\$1,962.94	\$1,239.66	\$845.00	\$3,064.00	\$2,728.16	\$195.60	-\$1,101.06	-\$1,488.50	\$719.90	\$1,190.06	\$1,661.50
Ballroom Dance	\$30,576.21	\$27,898.44	\$30,215.52	\$24,794.89	\$24,861.81	\$24,289.83	\$5,781.32	\$3,036.63	\$5,925.69	-\$734.17	\$2,982.27	\$2,415.19
Big Brothers Big Sisters	\$898.85	\$332.68	\$390.15	\$0.00	\$0.00	\$0.00	\$898.85	\$332.68	\$390.15	-\$48.85	\$142.32	\$439.85
Billiards	\$0.00	-\$127.50	\$0.00	\$127.50	\$0.00	\$0.00	-\$127.50	-\$127.50	\$0.00	\$282.50	\$127.50	\$62.00
Black Student Alliance	\$6,010.04	\$7,638.07	\$4,323.14	\$1,072.00	\$729.50	\$2,035.00	\$4,938.04	\$6,908.57	\$2,288.14	\$4,586.96	\$2,276.43	\$6,851.86
Cheerleaders	\$7,747.01	\$2,812.46	\$1,655.57	\$2,257.50	\$613.00	\$316.75	\$5,489.51	\$2,199.46	\$1,338.82	-\$632.51	\$756.54	\$3,719.56
Chinese American SA	\$4,552.64	\$4,745.23	\$1,991.68	\$4,426.76	\$4,018.68	\$2,541.39	\$125.88	\$726.55	-\$549.71	\$695.62	\$333.95	\$2,024.71
Chinese Students	\$2,535.56	\$4,745.23	\$2,822.64	\$200.00	\$4,018.68	-\$33.50	\$2,335.56	\$726.55	\$2,856.14	\$95.94	\$333.95	\$1,005.86
Circle K	\$2,978.90	\$1,111.19	\$2,602.40	\$2,467.73	\$2,065.98	\$2,843.80	\$511.17	-\$954.79	-\$241.40	\$1,450.38	\$2,109.79	\$1,471.40
Colleges Against Cancer	\$144.98	\$669.67	\$532.89	\$5.28	\$359.00	\$100.00	\$139.70	\$310.67	\$432.89	\$227.80	\$59.33	\$134.11
Community Service	\$100.60	\$0.00	\$22.00	\$0.00	\$0.00	\$0.00	\$100.60	\$0.00	\$22.00	-\$100.60	\$0.00	-\$22.00
Concert Choir	\$8,943.76	\$5,940.72	\$0.00	\$540.00	\$1,474.00	\$0.00	\$8,403.76	\$4,466.72	\$0.00	\$1,348.24	\$5,405.68	\$1,195.00
Contingencies	\$20,310.56	\$23,448.83	\$15,611.08	\$0.00	\$0.00	\$0.00	\$20,310.56	\$23,448.83	\$15,611.08	\$16,094.81	\$7,648.13	\$16,888.92
Crew	\$30,478.64	\$29,691.84	\$44,630.85	\$20,371.30	\$22,382.50	\$35,206.73	\$10,107.34	\$7,309.34	\$9,424.12	\$224.66	\$4,728.66	\$7,664.98
Cricket	N/A	N/A	-\$11.00	N/A	N/A	\$0.00	N/A	N/A	-\$11.00	N/A	N/A	\$11.00
Curling Club	\$4,910.51	\$4,866.21	\$4,829.71	\$3,718.00	\$5,116.00	\$6,412.00	\$1,192.51	-\$249.79	-\$1,582.29	\$1,988.99	\$3,902.19	\$5,001.29
Cycling	\$4,022.29	\$4,603.50	\$7,131.43	\$3,623.75	\$4,249.00	\$8,021.77	\$398.54	\$354.50	-\$890.34	\$136.46	\$320.50	\$1,498.34
Dance Club	\$8,527.61	\$11,369.92	\$15,567.94	\$5,604.00	\$5,340.05	\$6,783.75	\$2,923.61	\$6,029.87	\$8,784.19	\$6,709.65	\$170.13	\$1,239.55
Dance Dance Rev.	\$49.65	\$33.75	-\$10.64	\$190.00	\$90.00	\$50.00	-\$140.35	-\$56.25	-\$60.64	\$408.35	\$344.25	\$110.64
DECO Design Collective	\$186.36	\$0.00	\$8.85	\$0.00	\$0.00	\$0.00	\$186.36	\$0.00	\$8.85	\$1,382.13	\$457.00	\$168.15
Ecologic	\$438.84	\$662.74	\$597.91	\$0.00	\$0.00	-\$20.00	\$438.84	\$662.74	\$617.91	\$211.66	\$339.26	\$372.09
Embedded Hardware	\$404.45	\$402.23	-\$189.21	\$835.00	\$564.00	\$930.00	-\$430.55	-\$161.77	-\$1,119.21	\$430.55	\$405.77	\$1,119.21
Eng for a Sustainable	\$1,739.98	-\$3,220.41	\$722.97	\$1,187.50	\$223.00	\$745.00	\$552.48	-\$3,443.41	-\$1,467.97	\$1,009.52	\$4,963.41	\$3,067.97
Eng Without Borders	\$1,010.55	\$724.04	\$800.25	\$480.63	\$522.57	\$1,197.18	\$529.92	\$201.47	-\$396.93	\$352.58	\$491.53	\$1,124.93
Entrepreneurship Club	-\$100.00	-\$48.04	\$0.00	\$0.00	\$0.00	\$0.00	-\$100.00	-\$48.04	\$0.00	\$100.00	\$302.04	\$425.00
Equestrian	\$35,032.49	\$35,992.24	\$29,637.12	\$27,705.85	\$28,790.43	\$23,556.32	\$7,326.64	\$7,201.81	\$6,080.80	-\$2,751.64	\$1,807.19	\$2,849.20
Executive Board	\$5,526.99	\$3,829.47	\$4,591.32	\$157.68	\$0.00	\$56.00	\$5,369.31	\$3,829.47	\$4,535.32	\$1,642.65	\$5,108.99	\$4,186.68
Fencing	\$12,012.32	\$9,405.24	\$12,134.74	\$11,743.00	\$7,322.00	\$7,649.75	\$269.32	\$2,083.24	\$4,484.99	\$2,215.68	\$536.76	-\$1,362.99
Fitness Club	\$35.00	-\$65.00	\$0.00	\$100.00	\$0.00	\$0.00	-\$65.00	-\$65.00	\$0.00	\$422.50	\$448.00	\$185.00
Flying Club	\$11,223.25	\$4,866.99	\$8,616.83	\$9,051.15	\$4,180.75	\$6,817.50	\$2,172.10	\$686.24	\$1,799.33	\$870.40	\$3,331.26	\$2,495.67

Continued on next page...

Club Name	Actual Expense			Actual Income			Actual Subsidy			Club Returns		
	FY12	FY13	FY14	FY12	FY13	FY14	FY12	FY13	FY14	FY12	FY13	FY14
Foreign Language Club	N/A	-\$125.00	\$2.85	N/A	\$0.00	\$0.00	N/A	-\$125.00	\$2.85	N/A	\$125.00	-\$2.85
Game Development	\$878.74	\$298.91	\$946.34	\$0.00	\$0.00	\$383.00	\$878.74	\$298.91	\$563.34	\$493.76	\$171.09	\$1,166.66
Gaming Club	\$0.00	-\$0.54	\$31.50	\$245.00	\$85.00	\$110.00	-\$245.00	-\$85.54	-\$78.50	\$632.50	\$455.54	\$418.50
Gaming Alliance	\$1,337.57	\$1,467.73	-\$256.68	\$985.00	\$1,220.00	\$0.00	\$352.57	\$247.73	-\$256.68	\$37.43	\$42.27	\$706.68
Grand Marshal Week	\$38,941.24	\$42,929.21	\$40,951.91	\$374.00	\$2,066.60	\$1,883.00	\$38,567.24	\$40,862.61	\$39,068.91	\$2,152.76	-\$142.61	\$3,151.09
Habitat for Humanity	\$3,058.06	\$2,744.82	\$2,821.44	\$1,574.92	\$1,181.55	\$1,500.00	\$1,483.14	\$1,563.27	\$1,321.44	\$1,673.36	\$345.73	\$259.56
Hawaii Culture Club	-\$2.53	\$283.18	\$36.48	\$120.00	\$361.97	\$167.68	-\$122.53	-\$78.79	-\$131.20	\$122.53	\$199.79	\$421.20
Hong Kong SA	N/A	N/A	\$176.09	N/A	N/A	\$510.00	N/A	N/A	-\$333.91	N/A	N/A	\$683.91
Independent Council	\$894.14	\$370.54	\$0.00	\$0.00	\$148.00	\$0.00	\$894.14	\$222.54	\$0.00	\$956.70	\$68.46	\$0.00
Indian Student Assn	\$2,704.74	\$2,989.99	\$5,871.92	\$2,760.55	\$3,098.00	\$4,083.00	-\$55.81	-\$108.01	\$1,788.92	\$565.41	\$923.41	-\$347.92
IranSA	-\$0.06	\$673.22	\$65.96	\$0.00	\$414.00	\$60.00	-\$0.06	\$259.22	\$5.96	\$0.06	\$303.78	\$754.04
Issh. Karate	\$6,611.45	\$6,945.96	\$5,869.66	\$3,542.50	\$3,900.00	\$2,400.00	\$3,068.95	\$3,045.96	\$3,469.66	\$490.40	-\$590.61	\$199.69
Japanese Cultural	\$114.33	\$560.52	\$503.47	\$179.45	\$158.89	\$0.00	-\$65.12	\$401.63	\$503.47	\$758.22	\$149.67	\$443.53
Jazz Ensemble	\$13,595.92	\$1,761.48	\$14,593.01	\$36.00	\$777.00	\$800.00	\$13,559.92	\$984.48	\$13,793.01	\$329.48	\$12,823.92	\$2,320.99
Judicial Board	\$249.87	\$571.27	\$0.00	\$0.00	\$0.00	\$0.00	\$249.87	\$571.27	\$0.00	\$1,444.04	\$1,135.69	\$1,450.00
Judo	\$4,804.00	\$4,929.95	\$6,327.60	\$1,706.25	\$1,661.35	\$1,788.65	\$3,097.75	\$3,268.60	\$4,538.95	-\$1,771.25	-\$2,611.60	-\$1,845.55
Juggling	N/A	N/A	\$36.08	N/A	N/A	\$0.00	N/A	N/A	\$36.08	N/A	N/A	\$263.92
Kendo	\$22.36	-\$697.05	-\$946.26	\$1,050.00	\$875.00	\$1,482.50	-\$1,026.64	-\$1,572.05	-\$2,428.76	\$1,037.64	\$1,613.55	\$2,471.76
Korean SA	-\$601.74	-\$56.33	-\$394.52	\$105.87	\$320.00	\$246.00	-\$707.61	-\$376.33	-\$640.52	\$857.26	\$481.33	\$1,040.52
Malaysian SA	N/A	-\$70.00	\$0.00	N/A	\$0.00	\$0.00	N/A	-\$70.00	\$0.00	N/A	\$134.00	\$67.00
Married Student Org	\$850.00	\$298.68	\$600.00	\$0.00	\$0.00	\$0.00	\$850.00	\$298.68	\$600.00	\$205.00	\$301.32	\$0.00
Men's Club Lacrosse	\$2,138.00	\$1,988.73	\$9,109.42	\$1,935.00	\$2,620.00	\$6,841.00	\$203.00	-\$631.27	\$2,268.42	\$206.00	\$1,085.27	-\$1,619.42
Men's Club Soccer	N/A	N/A	\$657.75	N/A	N/A	\$1,575.00	N/A	N/A	-\$917.25	N/A	N/A	\$917.25
Model Railroad	\$3,163.19	\$2,655.57	\$3,099.03	\$776.25	\$906.00	\$1,591.00	\$2,386.94	\$1,749.57	\$1,508.03	\$133.59	\$310.43	\$908.97
Outing	\$18,610.72	\$20,986.78	\$15,606.26	\$22,615.32	\$23,993.25	\$20,304.30	-\$4,004.60	-\$3,006.47	-\$4,698.04	\$8,799.70	\$7,162.87	\$9,325.04
Paintball	\$5,606.48	\$1,731.95	-\$754.01	\$5,506.14	\$2,836.00	\$1,283.00	\$100.34	-\$1,104.05	-\$2,037.01	\$4,439.66	\$5,814.05	\$3,357.01
Pakistani SA	\$696.43	\$48.40	\$796.93	\$590.00	\$772.00	\$605.00	\$106.43	-\$723.60	\$191.93	\$1,177.07	\$1,597.10	\$701.07
PBL Phi Beta Lambda	-\$20.00	\$17.05	-\$20.00	\$0.00	\$0.00	\$0.00	-\$20.00	\$17.05	-\$20.00	\$20.00	\$175.95	\$360.00
Pep Band	\$10,847.51	\$9,988.83	\$11,231.42	\$2,300.00	\$1,036.00	\$2,945.20	\$8,547.51	\$8,952.83	\$8,286.22	\$4,254.49	\$481.33	\$3,601.67
Percussion	\$6,169.25	\$2,280.90	\$6,032.93	\$0.00	\$0.00	\$0.00	\$6,169.25	\$2,280.90	\$6,032.93	\$9.75	\$3,888.10	\$136.07
Philippine American	\$1,068.80	\$1,684.25	\$2,004.27	\$741.00	\$435.00	\$1,609.00	\$327.80	\$1,249.25	\$395.27	\$569.70	-\$753.05	\$54.73
Photo	\$2,223.37	\$2,423.91	\$1,066.32	\$1,987.00	\$2,257.05	\$1,232.39	\$236.37	\$166.86	-\$166.07	\$28.63	\$73.64	\$775.07
Players	\$27,663.80	\$29,035.55	\$25,306.44	\$8,240.70	\$9,635.30	\$11,379.81	\$19,423.10	\$19,400.25	\$13,926.63	-\$871.85	\$755.75	\$5,422.37
Pride Alliance	\$4,150.80	\$1,435.90	\$2,249.56	\$3,022.34	\$2,130.30	\$1,634.73	\$1,128.46	-\$694.40	\$614.83	\$1,046.79	\$1,811.40	\$810.17
Quidditch Club	-\$200.00	\$2,378.27	\$3,003.82	\$0.00	\$1,668.30	\$3,038.35	-\$200.00	\$709.97	-\$34.53	\$200.00	-\$501.97	\$676.53
Quiz Bowl	\$1,772.82	\$1,615.67	\$1,329.83	\$1,455.73	\$1,049.21	\$1,172.69	\$317.09	\$566.46	\$157.14	\$1,000.51	\$157.74	\$777.86
Racquetball	\$9,271.37	\$5,860.69	\$8,074.52	\$2,388.96	\$4,189.20	\$5,592.00	\$6,882.41	\$1,671.49	\$2,482.52	-\$1,176.41	\$2,913.51	\$1,834.70
Red Army	\$1,457.71	\$5,822.31	\$7,914.71	\$160.00	\$3,466.00	\$6,787.88	\$1,297.71	\$2,356.31	\$1,126.83	\$961.29	-\$832.31	\$833.17
Ren Music Assn	\$4,098.94	\$5,302.39	\$5,093.95	\$235.00	\$140.91	\$459.49	\$3,863.94	\$5,161.48	\$4,634.46	\$1,730.56	\$68.37	\$731.54
Rensslyrics	\$2,827.41	-\$211.11	\$1,463.28	\$2,562.66	\$3,026.00	\$2,672.30	\$264.75	-\$3,237.11	-\$1,209.02	\$7,789.45	\$7,140.11	\$6,134.02
Rifle	\$5,996.11	\$6,409.36	\$6,618.09	\$5,307.50	\$5,900.00	\$4,195.00	\$688.61	\$509.36	\$2,423.09	\$802.39	\$281.64	-\$1,043.55
RPI Ambulance	\$16,817.14	\$15,605.16	\$22,522.24	\$1,435.80	\$1,574.82	\$2,740.74	\$15,381.34	\$14,030.34	\$19,781.50	\$2,774.95	\$1,078.65	\$1,552.50
RPI Bhangra	-\$250.00	\$1,582.15	\$3,730.15	\$0.00	\$715.00	\$1,595.00	-\$250.00	\$867.15	\$2,135.15	\$250.00	\$344.85	-\$350.15
RPI Card Players Club	N/A	N/A	\$50.00	N/A	N/A	\$50.00	N/A	N/A	\$0.00	N/A	N/A	\$0.00
RPI SEC Security Club	\$1,579.47	\$1,118.56	\$774.71	\$1,500.00	\$1,060.00	\$0.00	\$79.47	\$58.56	\$774.71	\$706.53	\$421.44	\$9.29
RPI TV	\$20,225.23	\$16,187.62	\$17,223.24	\$5,516.13	\$7,253.12	\$1,373.97	\$14,709.10	\$8,934.50	\$15,849.27	\$405.40	\$748.50	\$873.73
RSFA-Science Fiction	\$28,441.55	\$21,952.68	\$31,799.40	\$28,081.55	\$36,326.38	\$40,352.00	\$360.00	-\$14,373.70	-\$8,552.60	\$0.00	\$14,493.70	\$8,742.60
Rugby	\$21,940.48	\$17,989.89	\$23,388.74	\$13,689.16	\$15,932.88	\$15,137.76	\$8,251.32	\$2,057.01	\$8,250.98	-\$153.82	\$5,802.99	\$3,724.26

Continued on next page...

Club Name	Actual Expense			Actual Income			Actual Subsidy			Club Returns		
	FY12	FY13	FY14	FY12	FY13	FY14	FY12	FY13	FY14	FY12	FY13	FY14
Sailing	\$2,213.42	\$3,823.62	\$3,292.11	\$1,525.90	\$1,249.78	\$1,005.00	\$687.52	\$2,573.84	\$2,287.11	\$4,099.98	\$1,355.16	\$1,779.89
SCUBA	\$1,959.80	\$466.80	\$0.00	\$2,015.00	\$435.00	-\$110.00	-\$55.20	\$31.80	\$110.00	\$2,478.85	\$2,441.20	\$3,225.00
Senate	\$5,441.77	\$6,554.92	\$3,442.02	\$0.00	\$0.00	\$0.00	\$5,441.77	\$6,554.92	\$3,442.02	\$4,029.79	\$2,604.04	\$3,287.98
Sheer Idiocy	\$94.30	\$0.00	\$842.42	\$0.00	\$0.00	\$0.00	\$94.30	\$0.00	\$842.42	\$368.72	\$176.02	\$37.58
Ski Club	\$18,693.80	\$22,062.09	\$10,141.40	\$16,221.00	\$24,419.00	\$10,117.77	\$2,472.80	-\$2,356.91	\$23.63	\$3,167.20	\$8,296.91	\$6,626.37
Ski Team	\$22,104.56	\$24,358.33	\$25,074.41	\$13,459.55	\$16,536.25	\$17,315.85	\$8,645.01	\$7,822.07	\$7,758.56	-\$257.01	\$1,920.93	\$2,138.44
Speakers Forum	\$36,764.53	\$32,304.31	\$32,305.74	\$20.00	\$0.00	\$212.00	\$36,744.53	\$32,304.31	\$32,093.74	\$2,005.47	-\$3,104.31	\$5,056.26
Sport Tae Kwon Do	\$9,829.42	\$4,417.62	-\$3,896.30	\$13,753.10	\$11,355.48	\$4,254.50	-\$3,923.68	-\$6,937.86	-\$8,150.80	\$4,451.68	\$7,327.86	\$8,557.80
Sports Car Assoc.	-\$189.00	-\$594.50	-\$120.27	\$500.00	\$470.00	\$180.00	-\$689.00	-\$1,064.50	-\$300.27	\$689.00	\$1,289.00	\$460.27
Statler & Waldorf	\$17,095.98	\$0.00	\$41.26	\$0.00	\$0.00	\$0.00	\$17,095.98	\$0.00	\$41.26	\$126.10	\$15,018.00	-\$41.26
Student Veterans Comm	N/A	N/A	\$0.00	N/A	N/A	\$193.00	N/A	N/A	-\$193.00	N/A	N/A	\$193.00
Swim Club	\$37.10	-\$262.90	\$42.50	\$300.00	\$0.00	\$315.00	-\$262.90	-\$262.90	-\$272.50	\$637.90	\$473.35	\$497.50
Symphonic Band	\$5,317.87	\$1,125.95	\$5,244.50	\$0.00	\$0.00	\$0.00	\$5,317.87	\$1,125.95	\$5,244.50	\$371.63	\$4,363.55	\$162.00
Symphony Orchestra	\$438.60	\$387.72	\$162.25	\$0.00	\$0.00	\$0.00	\$438.60	\$387.72	\$162.25	\$188.30	\$838.68	\$247.75
Table Tennis	\$2,186.59	\$1,420.03	\$637.76	\$2,302.20	\$1,798.88	\$485.00	-\$115.61	-\$378.85	\$152.76	\$265.61	\$596.80	-\$54.76
Tae Kwon Do	\$7,032.36	\$7,174.31	\$8,251.74	\$1,925.00	\$3,000.00	\$2,100.00	\$5,107.36	\$4,174.31	\$6,151.74	-\$883.86	-\$1,708.31	-\$3,166.74
Taiwanese SA	-\$2.29	\$165.47	\$27.25	\$141.50	\$146.00	\$0.00	-\$143.79	\$19.47	\$27.25	\$606.79	\$552.53	\$517.75
Tennis	\$64.00	-\$438.92	-\$220.37	\$540.00	\$180.00	\$0.00	-\$476.00	-\$618.92	-\$220.37	\$687.00	\$906.92	\$400.37
Terra Café	\$610.59	\$174.31	\$171.51	\$0.00	\$0.00	\$0.00	\$610.59	\$174.31	\$171.51	\$451.41	\$360.69	\$433.49
The Polytechnic	\$30,245.74	\$51,015.59	\$36,812.97	\$30,245.74	\$27,078.96	\$32,260.53	\$0.00	\$23,936.63	\$4,552.44	\$0.00	-\$23,936.63	-\$4,552.44
The Transit	\$33,053.37	\$39,247.88	\$20,530.60	\$9,487.50	\$8,528.00	\$17,392.50	\$23,565.87	\$30,719.88	\$3,138.10	-\$1,311.37	-\$8,137.60	\$15,701.90
Travel Contingencies	\$37,552.39	\$40,358.20	\$49,758.68	\$11,178.20	\$9,728.46	\$8,652.41	\$26,374.19	\$30,629.74	\$41,106.27	\$23,625.81	\$19,370.26	\$8,893.73
TurkSA	\$45.29	-\$614.31	-\$431.44	\$0.00	\$308.00	\$0.00	\$45.29	-\$922.31	-\$431.44	\$870.71	\$922.31	\$1,046.44
Ultimate Frisbee	\$19,679.71	\$16,577.85	\$19,570.12	\$18,015.91	\$13,950.90	\$18,324.38	\$1,663.80	\$2,626.95	\$1,245.74	\$5,506.60	\$4,577.55	\$6,219.26
UPAC Cinema	\$55,182.60	\$61,981.85	\$50,058.60	\$16,558.33	\$15,819.32	\$20,732.08	\$38,624.27	\$46,162.53	\$29,326.52	-\$6,874.27	\$3,130.47	\$5,124.48
UPAC Comedy	\$17,825.48	\$24,657.71	\$23,788.90	\$340.00	\$40.00	\$0.00	\$17,485.48	\$24,617.71	\$23,788.90	\$8,170.52	\$1,277.29	\$2,456.10
UPAC Concerts	\$19,333.14	\$46,929.90	-\$1,687.98	\$1,984.00	\$19,420.00	\$0.00	\$17,349.14	\$27,509.90	-\$1,687.98	\$31,308.86	\$20,653.10	\$53,545.98
UPAC Lights	\$17,762.86	\$15,973.20	\$21,104.67	\$8,797.50	\$7,643.75	\$10,915.00	\$8,965.36	\$8,329.45	\$10,189.67	\$3,229.14	\$915.75	\$2,474.33
UPAC Sound	\$21,209.79	\$19,703.58	\$25,113.52	\$10,293.10	\$13,538.75	\$14,790.83	\$10,916.69	\$6,164.83	\$10,322.69	\$1,953.26	\$1,550.17	\$1,177.31
Volleyball	\$8,276.75	\$6,533.13	\$11,518.47	\$8,402.06	\$4,973.60	\$10,570.44	-\$125.31	\$1,559.53	\$948.03	\$1,859.81	\$652.07	\$2,106.97
W2SZ	\$3,911.43	\$4,550.68	\$5,244.55	\$270.00	\$300.00	\$1,364.00	\$3,641.43	\$4,250.68	\$3,880.55	\$291.37	\$193.17	\$30.45
Waterpolo	\$6,802.29	\$6,699.20	\$7,918.94	\$2,972.40	\$2,943.00	\$2,125.00	\$3,829.89	\$3,756.20	\$5,793.94	\$5,223.11	\$3,024.30	\$677.46
Winter Carnival	-\$4,511.43	-\$2,691.17	\$16,612.76	\$350.00	\$0.00	\$42.92	-\$4,861.43	-\$2,691.17	\$16,569.84	\$22,361.43	\$2,691.17	\$1,430.16
Wrestling	\$7,215.74	\$9,828.74	\$13,843.74	\$2,261.26	\$3,551.40	\$7,084.18	\$4,954.48	\$6,277.34	\$6,759.56	\$2,664.52	\$2,553.66	\$3,247.09
WRPI	\$31,845.72	\$30,296.57	\$18,403.09	\$2.00	\$105.00	\$120.00	\$31,843.72	\$30,191.57	\$18,283.09	\$15,826.64	\$1,616.23	\$17,369.91
Totals*	<i>\$966558.23</i>	<i>\$958324.55</i>	<i>\$940027.36</i>	<i>\$459164.31</i>	<i>\$498014.76</i>	<i>\$506571.48</i>	<i>\$507394.92</i>	<i>\$458984.26</i>	<i>\$432009.94</i>	<i>\$248,961.00</i>	<i>\$225,071.00</i>	<i>\$315051.40</i>

* Appendix C is based off of the year end FY14 club returns. Clubs and organizations that were previously funded in FY12 and FY13 but were not funded in FY14 are omitted from the table.

Union Annual Report 2014-2015 Contributors

Union Annual Report Committee

Erin Armarello (President of the Union)
Nimit Dhulekar
Justin Etzine
Colton Fisher
Christina Gilliland
Chaz Goodwine (Vice President)
Paul Ilori
Kyle Keraga (Grand Marshal)
Shoshana Rubinstein (Senate/E-Board Liaison)
Il Shin
Jordan Simonds
Andrew Sudano

Rensselaer Union Executive Board

Erin Armarello (President of the Union)
Kirk Bittner
Yi Lin Chen
Larenz Devaren
Emily Farella
Colton Fisher
Collin Fortuner
Alex Glover
Chaz Goodwine (Vice President)
Erica Hutchins
Joyce Liu
Donna Grace Moleta
Spencer Norris
Eric Ray
Shoshana Rubinstein (Senate/E-Board Liaison)
Andrew Sudano

Advisors

Joe Cassidy (Director of the Union)
Martha McElligott (Business Administrator)
Holly Nelson (Communications Specialist)

Please contact the Union Annual Report Committee or the Student Union Executive Board at activity-fee@union.rpi.edu with any questions or concerns about the budgeting process, the Executive Board, the UAR, or the Activity Fee.

Please note that the Rensselaer Union budget for FY 2016 is not official until it has been approved by the Rensselaer Polytechnic Institute Board of Trustees as of early March 2015. On February 19th, 2015, the Rensselaer Student Senate approved the Activity Fee recommendation (21-3-3) and the Union Annual Report (22-0-0). Both were also approved by the Union Annual Report Committee on February 18th, 2015 (10-0-0). The information contained in this Union Annual Report is public information to all members of the Rensselaer community.

All text, graphs, and other visual elements within this document are copyrighted properties of the Rensselaer Union. Express written approval from the Rensselaer Union Administration Office (518-276-6505) must be obtained in order to use any part of this document.